



**GOSPORT**  
Borough Council



strategic leisure



# PLAYING PITCH AND SPORTS FACILITY ASSESSMENT 2014

Gosport Borough Council

April 2014

This document was first published January 2014. It has been amended subsequently in April 2014 to provide further clarification and address minor typographical errors.

# Contents

<b>1.</b>	<b>INTRODUCTION AND BACKGROUND</b>	<b>1</b>
	INTRODUCTION	1
	POLICY CONTEXT	1
	LOCAL CONTEXT	3
	DEMOGRAPHICS	3
	SUMMARY	3
	GOSPORT'S SUSTAINABLE COMMUNITY STRATEGY	4
	LOCAL PLAN 2011 - 2029	4
	SPORT ENGLAND - ACTIVE PEOPLE	4
	SPORT ENGLAND MARKET SEGMENTATION	5
<b>2.</b>	<b>ASSESSMENT OF NEED</b>	<b>7</b>
	SWIMMING POOLS	7
	SPORTS HALLS	7
	HEALTH AND FITNESS	8
	GOSPORT HEALTH AND FITNESS DEMAND AND SUPPLY	9
	INDOOR BOWLS	9
	SQUASH COURTS	10
	SUMMARY OF SUPPLY AND DEMAND ASSESSMENT OF INDOOR SPORTS PROVISION	10
<b>3.</b>	<b>PLAYING PITCH ASSESSMENT</b>	<b>11</b>
	INTRODUCTION	11
	THE APPROACH	12
	HOW THE METHODOLOGY WORKS	12
	ASSESSMENT OF SUPPLY	14
	ASSESSMENT OF DEMAND	14
	DATA COLLECTION ISSUES	14
	DATA ANALYSIS	15
	INCLUSIONS, EXCLUSIONS AND EXCEPTIONS – SPORT ON A LOCAL LEVEL	16
	AUDIT OF CURRENT SUPPLY	17
	OVERVIEW	17
	QUANTITY	17
	QUALITY	18
	NON-TECHNICAL VISUAL ASSESSMENTS	18
	FOOTBALL	18
	CRICKET	18
	RUGBY UNION	19
	CONSULTATION WITH SCHOOLS - SELF-RATINGS OF SCHOOL FACILITIES	19
	CONSULTATION WITH SPORTS CLUBS – RATINGS OF FACILITIES USED	19
	AUDIT OF CURRENT DEMAND	20
	SPORT BY SPORT ASSESSMENTS – KEY FINDINGS	20
	FOOTBALL	21
	CHANGES IN FOOTBALL 2013/14 SEASON	22
	PITCH TYPE	23
	NUMBER OF PITCHES 2008	23
	NUMBER OF PITCHES 2013	23
	PRESSURE ON COUNCIL FOOTBALL PLAYING PITCH FACILITIES	24
	QUALITY OF PITCHES	25
	TEAM GENERATION RATES	26
	CURRENT SUPPLY AND DEMAND	26
	TEAM EQUIVALENTS	27
	FOOTBALL SUMMARY - RECOMMENDATIONS AND PRIORITIES	28
	RECOMMENDATIONS - FOOTBALL	29
	CRICKET	30

TEAM GENERATION RATES	31
NUMBER OF PITCHES	31
CURRENT SUPPLY AND DEMAND	31
CRICKET CONCLUSIONS RECOMMENDATIONS	32
RECOMMENDATIONS - CRICKET	32
RUGBY	33
TEAM GENERATION RATES	33
NUMBER OF PITCHES	34
CURRENT SUPPLY AND DEMAND	34
RUGBY CONCLUSIONS RECOMMENDATIONS	35
SUMMARY	35
RECOMMENDATIONS - RUGBY	35
HOCKEY	36
TEAM GENERATION RATES	36
NUMBER OF PITCHES	37
CURRENT SUPPLY AND DEMAND	37
HOCKEY CONCLUSIONS AND RECOMMENDATIONS	37
RECOMMENDATIONS - HOCKEY	38
ARTIFICIAL GRASS PITCHES	39
RECOMMENDATIONS - ARTIFICIAL GRASS PITCH	40
PROVISION IN NEIGHBOURING AUTHORITIES	41
NON – PITCH SPORTS: ASSESSMENT METHODOLOGY	41
QUANTITY: BOWLING GREENS	42
BOWLING GREENS	42
RECOMMENDATIONS - BOWLS	43
TENNIS COURTS	44
RECOMMENDATIONS - TENNIS	45
NETBALL	46
RECOMMENDATIONS - NETBALL	46
DISCLAIMER	47

## Appendices

1	DEMAND AND SUPPLY HEALTH AND FITNESS 2013
2	DEMAND AND SUPPLY HEALTH AND FITNESS 2021
3	GOSPORT SUPPLY TABLE COMMUNITY PLAYING PITCHES
4	PPM GOSPORT 2013 – 2021 PROVIDING SECURED AND UNSECURED COMMUNITY USE PLAYING PITCHES
4A	PPM GOSPORT 2013 – 2021 PROVIDING SECURED COMMUNITY USE PITCHES ONLY
5	FOOTBALL NON-TECHNICAL QUALITY ASSESSMENT
6	CRICKET NON-TECHNICAL QUALITY ASSESSMENT
7	RUGBY UNION NON-TECHNICAL QUALITY ASSESSMENT
8	QUALITY ASSESSMENTS
9	PLAYING PITCH SUPPLY AND DEMAND

# 1. Introduction and Background

## INTRODUCTION

- 1.1 The National Planning Policy Framework (NPPF) requires each local planning authority to produce a Local Plan for its area. Local Plans should address the spatial implications of economic, social and environmental change. Local Plans should be based on an adequate, up to date and relevant evidence base.
- 1.2 Strategic Leisure Limited (SLL) was commissioned by Gosport Borough Council (GBC) in April 2013 to carry out a review and to update the Indoor Sports and Playing Pitch Assessment 2008.
- 1.3 This Indoor Sports assessment provides an update to the 2008 Indoor Sports Assessment and an analysis of the current level of sports hall, swimming pool, health and fitness and squash court provision in the Borough.
- 1.4 The Playing Pitch assessment provides an update to the 2008 Playing Pitch Assessment and an analysis of the current level of pitch provision within the local authority area.
- 1.5 The key objectives of this study are:
  - **To analyse and assess the current level and quality of indoor sports and pitch provision in Gosport;**
  - **Identify levels of demand for pitches and identify any surplus or deficit in Gosport;**
  - **Provide strategic options and recommendations for future pitch and indoor sport provision in Gosport.**
- 1.6 The key drivers for this assessment are:
  - **To inform decision making processes relating to the provision of playing pitches and indoor sports facilities both now, and as the population grows and the profile of the population changes in Gosport to 2021.**
  - **Gosport Borough Council is in a challenging financial environment and needs to work in partnership with all Playing Pitch and Indoor Sports Stakeholders to be able to deliver the requirements for playing pitches to the community in the future.**

## NATIONAL POLICY CONTEXT

- 1.7 In March 2012, the Government published the '*National Planning Policy Statement*' (2012), setting out its economic, environmental and social planning policies for England. Taken together, these policies articulate the Government's vision of sustainable development, which should be interpreted and applied locally to meet local aspirations.



1.8 In relation to planning for sports provision NPPF (paragraph 73 & 74) states:

***“Access to high quality open spaces and opportunities for sport and recreation can make an important contribution to the health and well-being of communities. Planning policies should be based on robust and up-to-date assessments of the needs for open space, sports and recreation facilities and opportunities for new provision. The assessments should identify specific needs and quantitative or qualitative deficits or surpluses of open space, sports and recreational facilities in the local area. Information gained from the assessments should be used to determine what open space, sports and recreational provision is required.”***

1.9 Existing open space, sports and recreational buildings and land, including playing fields, should not be built on unless:

- **An assessment has been undertaken which has clearly shown the open space, buildings or land to be surplus to requirements; or**
- **The loss resulting from the proposed development would be replaced by equivalent or better provision in terms of quantity and quality in a suitable location; or**
- **The development is for alternative sports and recreational provision, the needs for which clearly outweigh the loss.**

1.10 **Sport England Playing pitch policy:** Sport England’s national policies in relation to playing pitches are contained in ‘*A Sporting Future for the Playing Fields of England*’ (2002). It contains a policy of resisting the loss of pitches unless one or more of the following five conditions are met:

- a. A carefully quantified and documented assessment of current and future needs has demonstrated to the satisfaction of Sport England that there is an excess of facility provision in the catchment and that the site has no special significance to the interests of sport.**
- b. The proposed development is ancillary to the principal use of the site as a playing field or outdoor sports facility and does not affect the quantity or quality of facilities or adversely affect their use.**
- c. The proposed development affects only land incapable of forming a playing pitch or outdoor sports facility and does not result in:**
  - *The loss or loss of use of, any facility (including the maintenance of adequate safety margins).*
  - *A reduction in the size of the playing area of any facility.*
  - *The loss of any other sports/ancillary facilities on site.*
- d. The playing field or outdoor sports facility which would be lost as a result of the proposed development would be replaced by facilities of an equivalent or better quality, in a suitable location and subject to equivalent or better management arrangements, prior to the commencement of the development.**

- e. The proposed development is for an indoor or outdoor sports facility, the provision of which would be of sufficient benefit to the development of sport to outweigh the detriment caused by the loss of playing field or current outdoor facility.**

## LOCAL CONTEXT

- 1.11 Gosport Borough is located in South Hampshire on the western side of Portsmouth Harbour opposite the city of Portsmouth. The Borough is a peninsula of 2,750 hectares surrounded on three sides by The Solent and Portsmouth Harbour with almost 39 kilometers of coastline. It is predominately urban in character and contains two principal settlements, Gosport and Lee-on-the-Solent, separated by the Alver Valley.

## DEMOGRAPHICS

- 1.12 The population of the Borough is 83,740 persons in 2013 (ONS Population interim (Sept 2012)). Gosport is also one of the most densely populated areas in the South East Region.
- 1.13 According to the latest long term population projections<sup>1</sup> the Borough's population will increase by about 2.2% over the Local Plan period to 2029 with the number of households projected to increase by 8.5%. The average household size is 2.38 persons and is projected to decrease to 2.24 persons by 2029.
- 1.14 The Borough's population is ageing due largely to a longer life expectancy and a low birth rate; this is in line with the national trend. The proportion of over 65's will increase from 17.2% in 2011 to 24.% in 2029 with the number of residents over 65 increasing by 42.4% over the same period which represents approximately 6,000 people. As part of this trend there is a marked increase in those living beyond 85 with an 82% increase over the Local Plan period (2011-2029).
- 1.15 At the same time the number aged under-16 is falling in both proportion and absolute terms. In 2011 18.7% of the population was under 16; by 2029 this is projected to fall to 17.9%. It is projected that there will be a 2.2% fall in the number of people aged under 16. It is however important to acknowledge that some areas of the Borough such as Grange ward have experienced a population increase amongst the younger age groups and has one of the most youthful age profiles in England.
- 1.16 In relation to the traditional working age population (16-64), it is projected that these age groups will decrease by 7.4% in absolute terms over the Plan period with the proportion falling from 64% in 2011 to 58% in 2029.

## SUMMARY

- 1.17 As Gosport's population grows there will be a need to ensure that sports and recreation facilities are developed to meet the needs of the growing population. Facilities providing activities for older people as well as facilities for the younger generation that promote sport and physical activity will assist in the decrease of health deprivation within the Borough, which includes two areas within the top 15% most deprived in terms of health indices (Indices of Multiple Deprivation 2010).

---

<sup>1</sup> Hampshire County Council Long term projections for GBC (Oct 2013)

### GOSPORT'S SUSTAINABLE COMMUNITY STRATEGY

1.18 Gosport's Sustainable Community Strategy sets out Gosport's 2026 Vision. This Vision provides a common goal for public organisations, businesses, schools, and everyone who works and lives in the Borough to aim towards.

1.19 The vision states:

***“There will be plenty of high quality and affordable leisure and recreational opportunities in the Borough. The proportion of adults taking part in organised competitive sport (especially athletic, running and aquatic activities) will remain high. Open space for recreational and amenity purposes will be retained and sport pitches and play areas improved. The coastline and waterfront will be accessible and enjoyed by many. Leisure facilities will be of a high standard and will provide activities for all age groups.”***

### LOCAL PLAN 2011 – 2029 (DRAFT)

1.20 The Local Plan proposes that growth within Gosport is located within existing urban areas, and is not reliant on major new Greenfield sites that are dependent on the provision of completely new infrastructure. Growth within Gosport is therefore more dependent on the general provision of infrastructure keeping pace with development. This, however, makes determining the required infrastructure a more complex undertaking requiring an understanding of the levels, and any deficits, of existing provision.

1.21 The role of the Local Plan is therefore to help maintain existing infrastructure and where possible improve upon it.

1.22 The emerging Local Plan covers the period up to 2029 i.e. another 8 years beyond the scope of this Assessment. With projected population rises this further highlights the imperative to safeguard existing sites and improve their quality to ensure that they can be more intensively used.

### SPORT ENGLAND STRATEGY 2012 – 2017

1.23 The 'Sport England Strategy 2012 - 2017' (2012) places emphasis on developing facilities and activity programmes on school sites, which highlights the need to formalise existing community access to education sports facilities and pitches and to develop additional opportunities, using available Sport England funding where appropriate. This is particularly relevant to Gosport where there is a strong reliance on school sites.

### SPORT ENGLAND - ACTIVE PEOPLE

1.24 Sport England's Active People Data provides participation data across England, Counties and Local Authorities.

1.25 The following table 1.1 identifies the data for Gosport utilising participation data across six Sport England Surveys.



**Table 1.1 – Participation in moderate intensity sport at least once a week in Gosport the South East and England APS 1 – APS 6 At least one day a week x 30 minutes per week moderate intensity participation in sport (Adults).**

Year	Gosport	South East	England
2005/06	33.0%	36.7%	34.2%
2007/08	34.5%	38.0%	35.8%
2008/09	37.2%	36.9%	35.7%
2009/10	38.4%	37.0%	35.3%
2010/11	37.6%	35.7%	34.8%
2011/12	35.9%	37.4%	36.0%

- 1.26 The participation in moderate intensity sport once a week varies across the different surveys in Gosport with a peak in 2008/09 of 38.4% participation and a low of 33% in 2005/06. The 2010/11 participation rate 35.9% is just below the England participation rate (36%), South East (37.4%) and Hampshire (37.6%).
- 1.27 Active People has identified the top 5 sports participated in Gosport. These are shown in Table 1.2 below.

**Table 1.2 Active People Top 5 Sports Gosport**

Sport	Gosport		South East		England	
	No. (000s)	Rate	No. (000s)	Rate	No. (000s)	Rate
Cycling	7.0	10.6%	653.5	9.6%	3,486.0	8.3%
Football	6.6	9.9%	423.0	6.2%	3,018.2	7.2%
Swimming	5.9	8.9%	824.0	12.1%	4,870.4	11.6%
Gym	4.0	6.0%	748.4	11.0%	4,475.7	10.6%
Athletics	3.9	5.9%	514.9	7.5%	2,915.7	6.9%

- 1.28 The top sports are cycling and football and these sports are also higher participation rates than the South East and England. Swimming is the next most participated in sport but has lower participation than the South East and England this may be due to there only being two accessible swimming pools in Gosport. This may indicate that there is a high level of latent demand.
- 1.29 The new swimming pool facilities at the Gosport Leisure Centre may help meet any latent demand.

## SPORT ENGLAND MARKET SEGMENTATION

- 1.30 Sport England Market Segmentation data models particular groups and provides information on sporting behaviors and attitudes as well as motivations for and barriers to taking part in sport. This research builds upon the Active People Survey, the Department for Culture Media and Sport's Taking Part Survey and Mosaic tool from Experian. Each market segment profile uses a male or female name.
- 1.31 The most prevalent Sport England market segment in the district with 10.4% is Philip.

- 1.32 Philip is a 'comfortable mid-life male' who is mainly aged 46-55 and is married with children. Phillip is in full time employment and an owner occupier. Philip's sporting activity levels are above the national levels with cycling, swimming, gym and football the top sports that Philip participates in. So the use of swimming pools, fitness facilities and playing pitches are very important to Philip.
- 1.33 The next prevailing segment is Elsie and Arnold who are 'retirement home singles' aged 66+ and are likely to be retired singles or widowers, predominantly female, living in sheltered accommodation. They are less active than the rest of the population but still like to take part in keep fit, swimming and bowls. The facilities used by this segment will be swimming pools, facilities for keep fit and indoor and outdoor bowls facilities.
- 1.34 The third prevailing market segment is Jackie. Jackie is classed as a middle England mum – and she is likely to be married with children. The top sports that Jackie participates in are keep fit, and swimming and she may also play badminton, tennis or netball. The facilities that Jackie would use are swimming pools, indoor sports halls for badminton and outdoor tennis and netball courts.

## 2. Assessment of Need

### SWIMMING POOLS

- 2.1 The National Facilities Strategy for Swimming (December 2002) states that ‘within every local authority area, there is a requirement for at least one 25-metre 6 lane swimming pool with timing equipment and adequate accommodation for competitors and spectators to stage local galas and events.’
- 2.2 The new 25m 6 lane swimming pool at Gosport Leisure Centre opened in 2012 meets the above requirements. In addition the new Gosport Leisure Centre has a 12m teaching pool.
- 2.3 The Amateur Swimming Association and Hampshire County Council have carried out an analysis of swimming pool provision across Hampshire including Gosport in 2013 using Sport England’s Facilities Planning Model tool (FPM).
- 2.4 The FPM considers supply and demand which is exported and imported and the hours that swimming pools are open.
- 2.5 From consultation with the persons responsible for the Hampshire report following the FPM run the following has been stated:

*‘There is a slight deficit but no need for another pool in Gosport Borough.’*

- 2.6 The new Gosport Leisure Centre swimming pool meets a majority of the deficit, but there is also a need to increase access to local school pools. Brune Park Swimming Pool apart from swim schools is currently offering adult swim and family swim sessions. Leesland Schools Federation has an 18 metre swimming pool which is hired out to local organisations for lessons and other activities outside of the school curriculum.

### SPORTS HALLS

- 2.7 The audit of sports halls has been provided by Sport England’s Active Places (SPOGO) and supplemented with more up to date local information. The audit identifies the following Sports Halls in Gosport. These are:
- **Gosport Leisure Centre – 4 badminton court hall**
  - **Brune Park School – 4 badminton court hall**
  - **Bay House School – 4 badminton court hall (Planning Permission has been granted for a new sports hall to replace an existing temporary sports hall)**
  - **Bridgemary School – 4 Badminton Court hall**
  - **St Vincent’s School – 4 Badminton Court hall**
  - **Alverstoke Lawn Tennis, Squash and Badminton Club – Indoor tennis court is used as 4 badminton courts.**

- 2.8 The total number of badminton courts in Gosport in 2013 equates to 24 badminton courts and 6 sports halls.
- 2.9 Sport England Facilities Calculator Tool (SFC) can be used to assess the current supply of sports hall badminton court space. The SFC considers the age profile and size of a local population and provides an estimate of the level of provision which should be available to meet the needs of that population.
- 2.10 The SFC does not take into account, actual usage levels of facilities, the quality, accessibility or other demand which may be imported or exported to neighbouring local authorities.
- 2.11 Table 2.1 provides information on the Sports Facility Calculator for badminton courts for sports halls where by a 4 court badminton hall equates to one sports hall.

**Table 2.1 Sports Facility Calculator Supply Badminton Courts for sports halls <sup>2</sup>**

Year & Population	SFC Recommended Supply – Badminton Courts	Actual Supply Badminton Courts	Difference
2013 - 83,740	23.37 courts	24 courts	+ 0.63 courts
2021 - 83,594	23.32 courts	24 courts	+ 0.68 courts

- 2.12 The SFC suggests that by 2021 there will be a surplus of badminton courts equating to 0.68 badminton courts. The SFC does not reflect level of usage and quality of facilities such as the new facilities at the Gosport Leisure Centre.
- 2.13 Sports hall and badminton space will need to be monitored but at this stage there is no recommendation for any further facilities.

**HEALTH AND FITNESS**

- 2.14 The **2013 State of the UK Fitness Industry Report** reveals that the UK health and fitness industry has grown its total market value by 1.5% to £3.92 billion over the twelve month period to the end of March 2013.
- 2.15 The 2013 report highlights that the industry has experienced improved growth in the last twelve months with increases of 1.5% in value, 2% in the number of fitness facilities and a 4.5% rise in the number of members, according to independent leisure market analysts The Leisure Database Company.
- 2.16 Now in the middle of a recessionary period, the fitness sector is still expanding despite the economic slowdown. Since 2009, the fitness industry has grown its total market value by 4%, the member base by 8.3% and the number of fitness facilities by 3.9%.
- 2.17 The growth in the industry has been driven by strong performance from both private and public fitness facilities but especially from the rapidly growing private low cost market.

---

<sup>2</sup> HCC Long Term Population Projection for 2021 is based on the proposed number of dwellings in the emerging Gosport Borough Local Plan from a base population figure of 82,605 in 2011. The 2013 figure is the latest ONS estimate for the Borough.

- 2.18 The private low cost sector saw significant growth across the three key performance indicators - number of clubs, member numbers and total market value.
- 2.19 This rapidly expanding market now accounts for 6% of the total number of private clubs, 6% of the private market value and an impressive 14% of the private sector membership.
- 2.20 The low cost operators are having an impact on both average monthly membership fees and the yield per member across the industry.
- 2.21 Summary of Key Facts:
- **Total Market Value (public and private sectors combined) is estimated at £3.92 billion, up 1.5% on 2012.**
  - **12.6% of the UK population are now registered as members of a private health and fitness club or a publicly-owned fitness facility contrasting with 12.1% in the previous year.**
  - **Total industry membership base is the strongest growth indicator, up 4.5% to 7.9 million over the past 12 months.**
  - **167 new public and private fitness facilities opened in the 12 month period ending 31st March 2013, up from 163 in 2012, 149 in 2011 and 122 in 2010.**
  - **There are now 6,019 fitness facilities in the UK, up from 5,900 last year.**

### GOSPORT HEALTH AND FITNESS DEMAND AND SUPPLY

- 2.22 The parameters for measuring the number of health and fitness stations (individual pieces of equipment) necessary to meet demand are different again. The total number of stations required to supply current demand based on the Fitness Industry Association current penetration rate for 2013 of 12.6% in Gosport is **247** stations (See Appendix 1).
- 2.23 There are currently a total of **269 stations** across all sectors in Gosport thus showing a theoretical surplus in supply of **22** stations.
- 2.24 Based on trends in participation and population it is anticipated that by 2021 the demand will have decreased to **243** stations which gives a total surplus against current supply of **26** health and fitness stations. (See Appendix 2)
- 2.25 Bay House School has recently been given planning permission for a health and fitness suite of 150 sq m. At 5 sq m per fitness station this could equate to 30 health and fitness stations. This equates to a possible additional 24 stations across Gosport totaling 293 stations.

### INDOOR BOWLS

- 2.26 There are no indoor bowls facilities identified in Gosport. The Sports Facilities Calculator Tool (SFC) can be used to assess the current supply of Indoors bowls provision.



- 2.27 The SFC considers the age profile and size of a local population and provides an estimate of the level of provision which should be available to meet the needs of that population. The SFC does not take into account, actual usage levels of facilities, the quality, accessibility or other demand which may be imported or exported to neighbouring local authorities.
- 2.28 Table 2.2 provides information on the Sports Facility Calculator for Gosport for Indoor Bowls facilities.

**Table 2.2 Sports facility Calculator Indoor Bowls for Gosport BC <sup>3</sup>**

Year & Population	SFC Recommended Supply – Indoor Bowls Facilities	Actual Supply – Community Indoor Bowls Facilities	Difference
2013 – 83,740	0.96 Facilities	0 Facilities	0.96 Facilities
2021 - 83,594	0.90 Facilities	0 Facilities	0.90 Facilities

- 2.29 The SFC identifies that there is a current need for 0.96 of a six rink indoor bowls facility in Gosport future provision in 2021 is 0.90 six rink bowls facility.

### SQUASH COURTS

- 2.30 The audit of squash courts identified the following squash facilities in Gosport:
- **Lee Tennis and Squash Club 6 courts**
  - **Alverstoke Lawn Tennis, Squash and Badminton Club 2 courts**
- 2.31 Overall quality of squash facilities ranges from good at Alverstoke Lawn Tennis, Squash and Badminton Club and very good at Lee Tennis and Squash Club.
- 2.32 There is sufficient supply of squash courts to meet demand.

### SUMMARY OF SUPPLY AND DEMAND ASSESSMENT OF INDOOR SPORTS PROVISION

- 2.33 The assessment of supply and demand for sport and leisure facilities in Gosport has highlighted a number of considerations for the future:
- **There is no immediate requirement to provide new swimming pool water space but to improve access to existing school facilities.**
  - **There is not a significant identified under supply of courts/sports halls in the Borough.**
  - **There is no need to increase fitness facilities in the Borough.**
  - **There is the potential for an indoor bowls facility.**
  - **There are currently sufficient squash courts to meet demand.**

<sup>3</sup> HCC Long Term Population Projection for 2021 is based on the proposed number of dwellings in the emerging Gosport Borough Local Plan from a base population figure of 82,605 in 2011. The 2013 figure is the latest ONS estimate for the Borough.

## 3. Playing Pitch Assessment

### INTRODUCTION

- 3.1 This Playing Pitch assessment provides an update to the 2008 Playing Pitch Assessment and an analysis of the current level of pitch provision within the local authority area of Gosport Borough Council. The report follows the methodology recommended by Sport England as set out in the publication, "Towards a Level Playing Field". In addition aspects of the new pending Sport England Methodology have been taken into consideration, namely the quality audits.
- 3.2 Consultation has been made with the Football Association, Rugby Football Union Facility and Investment Managers for Gosport. Consultation has been undertaken with the Hampshire Cricket Development Manager responsible for Gosport and the Hockey Relationship Manager for Gosport.
- 3.3 The key objectives of this study are:
- **To analyse and assess the current level and quality of pitch provision in Gosport;**
  - **Identify levels of demand for pitches and identify any surplus or deficit in Gosport;**
  - **Provide strategic options and recommendations for future pitch provision in Gosport.**
- 3.4 The Playing Pitch Assessment has concentrated on adult and young people participation in:
- **Football (competitive association football)**
  - **Cricket**
  - **Rugby Union**
  - **Hockey**
- 3.5 The Playing Pitch assessment also considers the non sports pitch sports of Bowls, Tennis and Netball.
- 3.6 The key drivers for this assessment are:
- **To inform decision making processes relating to the provision of playing pitches both now, and as the population grows and the profile of the population changes in Gosport to 2021.**
  - **Gosport Borough Council is in a challenging financial environment and needs to work in partnership with all Playing Pitch Stakeholders to be able to deliver the requirements for playing pitches to the community in the future.**

## THE APPROACH

- 3.7 The approach undertaken is in line with Sport England's Towards a Level Playing Field Methodology. However, concerns were raised by Sport England that the New Sport England Methodology should be used. A final decision was taken to take a hybrid approach to the Playing Pitch Assessment as the new Sport England Methodology as yet had not been finally released.
- 3.8 The approach included:
- **A full audit of teams for football, cricket, rugby and hockey playing or wishing to play within the authority boundary;**
  - **Identification of all sites containing formal playing fields and quality assessments of all community use pitches in the Borough;**
  - **A full programme of consultation with local clubs, league secretaries, National Governing Bodies of Sport and external stakeholders;**
  - **Application and interpretation of the Playing Pitch Methodology – an eight stage calculation process to identify the adequacy of pitch provision in terms of quality and quantity; and**
  - **Identification of key issues for pitch provision in the borough.**

## HOW THE METHODOLOGY WORKS

- 3.9 The overall aim of the assessment methodology is to determine the number of pitches required for each specific sport (Football, Cricket, Rugby Union, & Hockey) to meet demand or a predicted set of circumstances, for e.g. future population projections.
- 3.10 Ascertaining accurate supply and demand information is critical in producing a robust, accurate strategy, which is 'owned' by all stakeholders.
- 3.11 The methodology for assessing local playing pitch provision comprises of an eight- stage approach, as summarised in table 3.1. This methodology is designed for use in football, rugby, cricket and hockey.

**Table 3.1: Assessment Methodology for Football, Rugby, Hockey and Cricket**

Stage	Description and Key Output
Stage 1	<p><b><i>Identification of the number of teams</i></b></p> <p>The team is the most basic unit of demand. Demand is established through a count of the number of teams for each sport using a variety of information sources, including pitch booking records, league handbooks, and a club survey. Latent demand and the impact of future population projections should also be considered. In this study the future levels of demand have been assessed, together with current latent demand through analysis of the questionnaire information returned.</p>

Stage	Description and Key Output
Stage 2	<p><b><i>Calculating home games per team per week</i></b></p> <p>This figure can be derived from survey data or assumptions can be made. In a 'normal' situation for winter sports, the number of home games is calculated as 0.5 of the total number of teams, representing weekly 'home' and 'away' fixtures. For cricket, and the more senior levels of other sports, it is likely to be higher than 0.5 due to the tendency for teams to play more than once per week</p>
Stage 3	<p><b><i>Assessing Total Number of Home Games per week</i></b></p> <p>This variable is the product of Stages 1 and 2, and is therefore not independent. The resultant figure will indicate how many games have to be accommodated in the study area in the average week</p>
Stage 4	<p><b><i>Establishing Temporal Demand for Games</i></b></p> <p>This stage assesses the proportion of total home games played on each day. The data from this stage is expressed as a percentage of total weekly demand. This Stage will determine what percentage of all games are played on a Saturday for example</p>
Stage 5	<p><b><i>Defining pitches used / required on each day</i></b></p> <p>This variable is the product of Stages 3 and 4, and is not therefore independent. The resultant figure will indicate the pitches used/required on each day and time e.g. Saturday p.m.</p>
Stage 6	<p><b><i>Establishing Pitches available</i></b></p> <p>An accurate assessment of supply is produced which distinguishes between pitches for each sport and between ownership (public, private, voluntary and educational sites). In modeling the existing situation, only pitches currently available for the appropriate days/times will be relevant.</p>
Stage 7	<p><b><i>Assessing the Findings</i></b></p> <p>The requirements to accommodate demand assessed at Stage 5 are then compared with the facilities as available at Stage 6. If the existing situation has been accurately modeled there should be either a good numerical fit between requirements and facilities available, or even 'surplus' provision on some days.</p>
Stage 8	<p><b><i>Identifying policy options and solutions</i></b></p> <p>A range of policy options can be developed, such as new provision or pitch improvements, to help the problems identified at Stage 7. The method can then be used to further assess the impact of policy options, and contribute to the selection of the most cost-effective solution.</p>

Adapted from Toward a Level Playing Field – Sport England and CCPR

### ASSESSMENT OF SUPPLY

3.12 The current supply of pitches was established through undertaking a series of data review, research and consultation exercises. These consisted of:

- **Review of information held by GBC**
- **Audit of pitches owned and managed by GBC, and other providers at local level with identified community use**
- **Consultation with key stakeholders (e.g. Governing Bodies of Sport)**
- **A postal survey of all schools within the authority**
- **A postal survey to all identified Sports Clubs as agreed with GBC**
- **Consultation with relevant neighbouring authorities**

### ASSESSMENT OF DEMAND

3.13 The current demand for pitches was established through undertaking a series of research and consultation exercises. These consisted of:

- **An initial sports club questionnaire sent to identified clubs within the authority area (and a number located just outside of the boundary).**
- **Additional telephone consultation with key sports clubs.**
- **Booking information from pitch sites within the authority area.**
- **Analysis of local League handbooks.**
- **Consultation with governing bodies of sport.**

### DATA COLLECTION ISSUES

3.14 Establishing precisely how many pitches and teams are within the study area is difficult for a number of reasons including:

- **The number of pitches at a given site can fluctuate over short periods of time for reasons relating to management and husbandry. This means that the findings of a count conducted in one season may differ from results of similar exercise conducted previously or in future seasons. A specific example might relate to a sports and social club opting to supply a specific type of pitch because it yields a greater income potential, e.g. football rather than rugby or cricket.**
- **The time at which site surveys are conducted will greatly influence the number of pitches identified through site investigation. This factor was not a major issue in relation to football, given that the majority of site visits were conducted at the commencement of the football season. However, cricket pitch locations are not always apparent outside of the playing season.**



- **Although the inspection programme helps to provide a consistent comparison across the Borough, it may be difficult to compare quality against other authorities if inspections have been undertaken at different times.**
- **Mini football matches often make use of portable goals. This can make pitches difficult to identify though a site visit.**

3.15 For the reasons stated previously the assessment of playing pitch supply and demand within the study area can only be considered to be a “snapshot” in time. There is a need to ensure that the data used within the assessment is updated at appropriate intervals to ensure the ongoing validity of the recommendations made.

### DATA ANALYSIS

3.16 A key component of the analysis of data was an examination of the extent to which pitches identified were in secured public use. This was undertaken in the context of the Sport England definition of community use, and broadly embraces:

- **All local authority pitches (Gosport BC)**
- **Educational facilities where they are subject to formal dual use / community use agreements / formal hire arrangements with local teams. This was assessed through a specific question on the Schools Questionnaire.**
- **Any other institutional facilities which are available to the public as a result of formal dual / community use agreements.**
- **Any facilities owned, used or maintained by clubs/private individuals, which as a matter of policy or practice are available by large sections of the public through membership of a club or admission fees.**
- **Only formal playing pitches that are marked out and in use for the relevant pitch sports have been included in the audit of facilities.**

3.17 Team Generation Rates (TGRs) have also been considered in the assessment of future needs for playing pitch provision. A TGR is the ratio of the number of teams within a given area to the total population within a given age group from that same area. The groupings which have been used reflect age groups participating in the different sub-groups of each of the assessed sports. (e.g. 6-9 year olds for Mini Soccer).

3.18 Identifying TGR's provides the means to:

- **Compare participation in the assessed sports between the study area and other parts of the country where TGR's have formed part of Playing Pitch Strategy developments.**
- **Assist in modeling future demand for pitches.**

- 3.19 The use of TGR's needs to be treated with caution. It is important to make use of them as a guide only and not at the expense of using qualitative evidence gathered as part of the study. Essentially, TGR's reflect the current situation and are based on current demand information. They may not include potential / latent demand where teams may for example not be able to develop due to lack of a suitable facility.

### **INCLUSIONS, EXCLUSIONS AND EXCEPTIONS – SPORT ON A LOCAL LEVEL**

- 3.20 The facilities not covered by assessment can be identified as follows:

- **Industrial facilities which are reserved for the team associated with the site.**
- **Educational establishment facilities, which have no formal community use agreement and are not available for hire by the public.**
- **Professional or semi-professional stadia/pitches, which are generally used by a specific team for elite use, e.g. Gosport Borough Stadium.**
- **All other sports pitches which are not available for public use e.g. Prison Service, Military/MOD. In the case of the Gosport Borough assessment, a number of pitches exist on local MOD sites. Where there is no formal use, the pitches have not been included in assessment calculations. A number of pitches have limited use and have been assessed through application of a number of modeling scenarios.**

- 3.21 The facilities that are included in the assessment can be identified as follows:

- **Local Authority owned facilities, which have established community access arrangements.**
- **Educational establishment facilities which have formal community use agreement and are available for hire by the public.**
- **Voluntary and private facilities which are available to the public to hire.**
- **Private clubs who own their own grounds, but who have open membership.**
- **MOD sites where there is formal community use by local teams.**

- 3.22 It is more difficult to apply strict criteria to the assessment of demand. Many teams and sports clubs are comprised of members that live in neighbouring areas or settlements so it is not always easy to identify "where" a team comes from. Inevitably there are some "grey areas" relating to some clubs and whether they should be included within the assessment or not. It is important that the assessment reflects the way sport operates on a local level. As a result, some assumptions have been made within the assessment.

## AUDIT OF CURRENT SUPPLY

### OVERVIEW

3.23 Playing pitch supply in the Gosport Borough is made through a number of providers. These include:

- **Gosport Borough Council (GBC)**
- **Education Sites (schools and colleges)**
- **Other Public Agency providers / Private/ Voluntary Sports Clubs (e.g. MOD Sites, Fleetlands FC).**

3.24 Each of the individual providers of playing pitches can be defined in the following way:

- **Gosport Borough Council:** The main provider of playing pitches courts and greens on public open spaces within the Borough. The majority of these pitches are within informal recreational land and are only defined as playing pitches during the time at which they are booked for formal sporting fixtures. The rest of the time these pitches are used as informal recreational space, and are available for use by any member of the public, including informal sports use, dog walking and formal event bookings.
- **Education Sites:** School playing fields are provided primarily for physical education and the enjoyment of young people attending school and College. These pitches are not always available to the local community to access on a formal and informal basis. The local management of schools has meant that some schools make their facilities available to the local community and others do not. This can result in significant playing pitch resources within local communities not being available for the local community to use. In the case of Gosport there are four schools/colleges that provide a level of community use either for training purposes or for league competition. For instance on a Sunday the only education sites that provide facilities for the Gosport, Fareham and Solent Sunday Football League in the 2013/14 football season are Brune Park, and St Vincent's.
- **Other Sites:** These are principally made up of MOD sites. A number of pitches are provided for community use at Arden Park, and Fort Monkton. HMS Sultan occasionally provides for the needs of community clubs if they can afford to access the facilities. Fleetland's provide for the needs of MOD teams only. The Gosport, Fareham and Solent League enquired about use of MOD football pitches for the 2013/14 season. The League was informed that each club using the MOD pitches would have to pay license charges which could be for a one off event or a series of events over an agreed period of time on top of the playing pitch hire. This has made these pitches inaccessible for the League.

### QUANTITY

3.25 The audit of pitches identified that there are 21 playing pitch sites and 81 playing pitches (Football, Cricket, Rugby Union, and Hockey - Full size artificial turf pitch) within the Gosport BC boundary. A detailed list of sites is provided in Appendix 3 for all pitches currently used.

3.26 This pitch supply is made up of the following:

**Figure 3.2: Playing Pitch Provision in the Gosport Borough**

Pitch Provider	Number of Sites	Number of Pitches
Gosport Borough Council	11	50
Education sites *	5	17
Other sites **	5	14
<b>TOTAL PROVISION IDENTIFIED</b>	<b>21</b>	<b>81</b>

\* Education sites only include formally marked pitch sites.

\*\* Other sites including MOD sites.

3.27 The total of 81 pitches in Figure 3.2 above includes two training pitches but excludes two 5 v 5 pitches with planning permission at Gosport Leisure Centre.

3.28 GBC is the main provider of pitches (61% of all community accessible pitches), although education sites (21%) and other sites (18%) are also important. This emphasises the need to work in partnership with other providers to ensure access for local teams, and the importance in maintaining access to those pitches provided by other agencies.

## QUALITY

3.29 The quality of playing pitches was also assessed through:

- **Site visits and a non-technical turf pitch quality assessment (PQA) of all pitches identified as having secured community use (based on a visual inspection) and being in Council Ownership**
- **Self ratings by schools of their own facilities**
- **Ratings by local clubs of the facilities they use**

## NON-TECHNICAL VISUAL ASSESSMENTS

3.30 For the non technical turf quality assessment, the quality sheets devised by the National Governing Body's and Sport England for the new emerging playing pitch methodology were used.

3.31 These can be found as Appendix 5 Football, Appendix 6 Rugby Union and Appendix 7 cricket. Site visits were made in April for football, rugby and hockey and in June for Cricket.

3.32 Appendix 8 provides the quality scores for all pitches. All pitches were rated using the Sport England and National Governing Body scoring matrixes:

### FOOTBALL

Scoring	
100% - 75%	Good
74.9% - 50%	Standard
49.9% - 25%	Poor
Below 25%	Unsuitable

### CRICKET

Rating	
<=50%	Poor
51 -80%	Standard
>81%	Good

**RUGBY UNION**

<b>Pitch Maintenance</b>	
11 - 15	Good M2
6 - 10	Adequate M1
0 - 5	Poor MO
DO	Action is pipe drainage needed
D1	Action is slit drainage needed
D2	No action needed on drainage

3.33 Quality of all pitches rated varied from:

- **Football – Poor - Standard**
- **Cricket – Standard - Good**
- **Rugby Union - Excellent**
- **Hockey - Poor**

3.34 The football pitches rated as poor are at Stokes Bay. The hockey pitch rated as poor is at St Vincent's.

3.35 In addition a number of changing rooms require refurbishment, Brookers Field and Elson.

### **CONSULTATION WITH SCHOOLS/COLLEGES - SELF-RATINGS OF SCHOOL/COLLEGE FACILITIES**

3.36 Schools/colleges providing community use in the Borough were consulted about their pitch facilities, including a self-rating of the quality of pitches on their site. Only 4 schools/colleges with playing pitch facilities were identified as providing community use. Of these, all provided a rating of the quality of the on-site pitches. Three schools/colleges rated their facilities as "Excellent" to "Good" Brune Park, Bay House and St Vincent's. One school rated their facilities as average Lee on-the-Solent Junior and Infant School.

### **CONSULTATION WITH SPORTS CLUBS – RATINGS OF FACILITIES USED**

3.37 A consultation exercise was undertaken with all identified sports pitch clubs within the Gosport Borough Council boundary. The initial response rate to the survey was poor and was subsequently boosted through telephone surveys undertaken by Strategic Leisure Limited. The overall response rate was 70%. The responding clubs rated facilities they used as follows:

- **10 % of respondents rated pitches as "excellent"**
- **32 % rated pitches "good"**
- **37% rated pitches as "average"**
- **21% rated pitches as "poor" or "very poor"**



- 3.38 The results show that overall views on quality were positive, with 42% rating facilities as “excellent” or “good”. 37% average and 21% poor.
- 3.39 Results from sports specific clubs (i.e. football, cricket etc...) are reported within the sport by sport assessment.
- 3.40 Stokes Bay and Grange Lane football pitches are rated as poor. All other football pitches in Gosport and under the control of Gosport Borough Council are rated as Standard and the pitch quality scores vary between 57% and 73%.
- 3.41 The audit identifies Stokes Bay Football Pitches as the poorest pitches in Gosport and care will need to be taken with the carrying Capacity (Number of games played per week at this site). It would be prudent to rest a minimum of 1 pitch a week at this site. The remaining Gosport Council Pitches can carry up to 3 games per week.

### AUDIT OF CURRENT DEMAND

- 3.42 The following numbers of clubs and teams have been identified as playing regular fixtures throughout the relevant season;

**Table 3.3: Numbers of Clubs & Teams**

<b>Sport</b>	<b>Number of clubs</b>	<b>Number of teams</b>
Football	47	119
Cricket	2	12
Rugby Union	1	17
Hockey	1	10
<b>Total</b>	<b>51</b>	<b>158</b>

### SPORT BY SPORT ASSESSMENTS – KEY FINDINGS

- 3.43 The findings of the assessment of playing pitch provision are considered on a sport-by-sport basis, in relation to Football, Cricket, Rugby Union, and Hockey. No other key pitch sports, for example, Gaelic Football, Rugby League or Lacrosse were identified.



- 3.44 The Football Association is the governing body responsible for football in England. Facility improvement will be a focus in delivering their 'Whole Sport Plan 2013 – 2017' and will underpin the different programmes being rolled out to drive participation. A sum of £30 million has been set aside for investment in football and multi-sport facilities via Sport England and the Football Association.
- 3.45 The Hampshire County Football association who have responsibility for football in Gosport and the teams that play in Gosport affiliate to Hampshire County Football Association.
- 3.46 The Hampshire FA's strategy for investment in facilities is in line with the FA's Strategy. The FA's priorities for 2013 to 2015 are as follows:
- **Natural grass pitch improvements and maintenance:** Grants will be made to support the development of new and improved natural grass pitches. Additional support will be made available to clubs wishing to develop their own skills in the future maintenance of natural grass, through relevant training and advice.
  - **Development of new Artificial Grass Pitches:** The latest Artificial Grass Pitches are capable of carrying much greater activity than natural grass. An increasing number of leagues are allowing games to be played on these surfaces and many grassroots clubs compete to access them for training purposes. The FA estimates that a typical full-sized floodlit AGP can accommodate the training needs of up to 60 teams in any given week let alone wider use for matches and informal participation. The FA will continue to work with Leagues and Competitions to encourage appropriate use of AGPs.
  - **Refurbishment of old Artificial Grass Pitches:** The FA will work closely with other relevant National Governing Bodies and map out priority sites where existing old-style pitches might be replaced to reflect local need / demand. This will offer a value for money approach to sustaining and growing participation and at the same time create a financially sustainable network of AGP sites in England.

- **Provision of suitable changing accommodation and toilet facilities:** The FA will seek to ensure that suitable proposals for improvements to changing rooms and associated facilities are properly assessed against need and value for money and that standards are put in place that are consistent with the needs of clubs at all levels. New construction methods will be assessed and implemented where these meet with local needs and are cost effective.
- **Small Grants Programme for modest facility improvements:** This programme will continue and will aim to address the often very basic facility requirements of clubs. The FA and Football Foundation will set down some broad guidelines for access to this funding although the intention will be to minimise red-tape and keep access as open as possible.
- **New/replacement goalposts:** In support of the proposed implementation of 9v9 football and other flexible formats of the game, a dedicated fund for new/replacement goalposts will be established through the Football Foundation. The FA will also ensure that awareness regarding goalpost safety is refreshed and publicised. Funding to replace unsafe goalposts will continue.

3.47 Every year the Football Association (FA) produce a local participation report showing how many people participate in football in the local area. According to the 2012/13 report, 5.3% of the adult population (16+) in Gosport participate in football for at least 30 minutes once a week, compared to a national average of 4.96% (Sport England Active People Survey 2012).

3.48 The 2012/13 report also shows that Gosport has a total of 50 affiliated clubs with a total of 125 teams of which 125 play in Gosport. Of the 125 teams operating in Gosport, 51 (40.8%) are adult teams, 37 (29.6%) are youth teams (all formats) and 37 (29.6%) are Mini-Soccer teams and 56.8% or 42 of the 74 Youth and Mini-soccer teams play in a club that has achieved a Charter Standard Award as compared to a national average of 78.3%. The number of teams has increased by 5 teams overall in Gosport from season 11/12 to season 12/13.

3.49 The number of affiliated clubs and teams is different to those in table 3.3 and 3.4 The FA Report identifies clubs and teams from 2012/13 season not the current 2013/14 season which are included in table 3.3 and 3.4. The FA Report 2012/13 season has been shown to show the level of demand prior to the amalgamation of the leagues.

#### CHANGES IN FOOTBALL 2013/14 SEASON

3.50 A major change has occurred within the Gosport football League set up for the 2013/14 football season. The amalgamation of two Sunday Leagues the Gosport and Fareham Sunday Football League and the Mid Solent Football League to become the Gosport and Fareham Solent League has occurred.

3.51 With the formation of the new Gosport and Fareham Solent League it was considered appropriate to research the Football Clubs and teams playing in Gosport for the current 2013/14 football season. The research includes information from the FA Find a club web site and the Gosport and Fareham Solent League web site to ensure that the Football Assessment is as up to date as possible from the 2013/14 season and considers the amalgamation of the two Sunday Leagues. This information was then agreed with the Hampshire Football Association.

- 3.52 The research has identified that there are 59 teams in the new Gosport and Fareham Solent League for the 2013/14 season and that 36 of these are from Gosport. From the Leagues fixtures list it can also be identified that on average the League will be using 20 pitches from Gosport on a weekly basis to fulfill its football league fixtures and some cup games. The average 20 pitches used each week are 2 pitches above the requirements of Gosport teams (18 pitches each week).
- 3.53 The study research for the 2013/14 season has identified **47** football clubs generating **119** teams. The number of teams generated by each club varies significantly, from single team clubs to those with in excess of ten teams. These teams are detailed by the number within each identified “type” of team in table 3.4 overleaf.

**Table 3.4: Football Teams in the Gosport Borough Area 2013/14**

Team Type	Number of teams
Mini Soccer (Under 7 – Under 10)	31
Junior Football - Boys (Under 11 – Under 16)	41
Junior Football – Girls (Under 11 – Under 16)	1
Senior Football – Men’s (Over 16)	43
Senior Football – Women’s (Over 16)	3
<b>TOTAL NUMBER OF TEAMS</b>	<b>119</b>

- 3.54 The drop in the number of teams compared to the numbers stated in Paragraph 3.49 identified by the FA in the 2012/13 season is mainly due to the amalgamation of the two Sunday leagues.
- 3.55 The closure of the Civil Service Sports Ground is also likely to have had an effect on the number of teams in the Borough. The use of the site for sports use ended at the close of the 2012 /13 football season and the owners have no intention for the site to be used for pitches.
- 3.56 The FA believes that the amalgamation of the two Sunday football leagues will ensure the sustainability of adult football in Gosport for the foreseeable future. It is believed that the new Gosport and Fareham Solent League will grow in team numbers again over the coming seasons.
- 3.57 Gosport MOD football teams have also depleted in 2013. In 2011 there were 7 MOD football teams playing all of which were men’s teams. In 2013 there are 4 men’s teams and 1 women’s team.
- 3.58 Table 3.5 shows the number of football pitches being used but these football pitches do not all provide for secure community use.

**Table 3.5: Pitches available in the Gosport Borough area (Providing Secured and Unsecured Community Use)**

Pitch Type	Number of pitches 2008	Number of Pitches 2013
Mini Soccer Pitch	10	15
Junior / Youth All Formats	4	13
Senior Football Pitch	40	34
<b>TOTAL NUMBER OF PITCHES PROVIDING SECURED &amp; UNSECURED PUBLIC USE</b>	<b>54</b>	<b>62</b>



- 3.59 There are 5 more mini soccer pitches in 2013 than there was in 2008, 9 more junior pitches all formats this is mainly due to the changes in the Football Associations Youth Format from the 2013/14 season and Gosport Council supplying additional youth format pitches for the 2013/14 season to meet the new youth size of pitch rules e.g. 7 v 7 and 9 v 9.
- 3.60 There are 6 less senior pitches. The loss of the senior pitches from the model is attributable to the closure of the Civil Service Sports Ground and the new owners not providing any facilities. The second reason is the MOD pitches that were in the 2008 model no longer have community use and only provide for MOD competitive team use.
- 3.61 The two pitches lost due to the new leisure centre at Holbrook have been relocated elsewhere in the Borough (Grange Lane and Stokes Bay).
- 3.62 Appendix 4 shows the PPM Gosport 2013 - 2021 Providing Secured and Unsecured Community use Playing Pitches with Gosport Housing Population Data 2021. Appendix 4 takes into consideration all the unsecured pitches in Table 3.5.

#### PRESSURE ON COUNCIL FOOTBALL PLAYING PITCH FACILITIES

- 3.63 There is now even more pressure on Council Playing Pitch facilities in particular senior adult pitches on a Sunday.
- 3.64 The reasons for this pressure are:
- **The pitches that are available on school sites are not guaranteed as community use. Consultation with Gosport, Fareham and Solent Sunday League has identified that Bay House School pitches are now being used by Portsmouth Academy and are now not available for community use. The only school pitches available to the league for uses are St Vincent's College and Brune Park Schools.**
  - **The pitches in use on certain MOD sites are only now being used by MOD competitive teams in midweek. Consultation has identified that the MOD is charging £150.00 for each individual team for license charges which could be for a one off event or a series of events over an agreed period of time on top of the playing pitch hire. This prohibits the use of the MOD pitches by community clubs.**
  - **In addition the closure of the Civil Service Sports Ground has reduced the number of pitches available.**
  - **Other facilities such as Monkton and Arden Park are leased to clubs by the MOD and these clubs do not permit use of their senior pitches to other clubs or teams on Sunday's and do not currently play in the Gosport, Fareham and Solent Sunday League.**
- 3.65 The study has identified that the highest use of senior pitches is on a Sunday and used by the Gosport, Fareham and Solent League.
- 3.66 Appendix 4 PPM Gosport 2013 - 2021 Providing Secured and Unsecured Community use Playing Pitches with Gosport Housing Population Data 2021 shows all senior pitches available for use and calculates the PPM applying the 34 senior pitches in the supply table.



- 3.67 Appendix 4a PPM Gosport 2013 – 2021 Providing only Secured Community Use Playing Pitches with Gosport Housing Population Data 2021 shows only those pitches that have secured community use e.g. Gosport Borough Council Senior pitches and Brune Park and St Vincent's Schools senior pitches. There is a reduction of 12 senior pitches from Appendix 4 to Appendix 4a.
- 3.68 The Council and the Gosport, Fareham and Solent Football League have no control over the use of the 12 pitches that are supposed to be available for community use but not secured community use. These 12 senior pitches have been removed from Appendix 4a to provide a clearer picture of the surplus and deficit of senior pitches on a Sunday in Gosport.
- 3.69 By removing the 12 pitches from the supply in the Playing Pitch Model Appendix 4a. This reduces the surplus to 4.1 senior pitches on a Sunday in 2013 (Appendix 4 Sheet PPM Current Population Row 6 Column AR and 3.5 in 2021 (Appendix 4 Sheet PPM Future Population Row 6 Column AU).
- 3.70 After discussion with the Hampshire FA it was decided to put in place a 10% increase in the number of teams for senior and junior football (all formats) and split this 50/50. This allows for the new Sunday League to grow and the anticipated up take in the new junior format.
- 3.71 A strategic reserve which is another important consideration with grass pitches allows pitches to be 'rested' on a weekly or seasonal basis, to allow playing surfaces to recover and regenerate. As a general rule, the strategic reserve should comprise a minimum of 10% of the number of pitches required at the peak demand period. This means that 10% of the secured community use senior pitches of which there are 22 should be set aside each week for resting. This equates to 2.2 pitches.
- 3.72 The current surplus in 2013 equates to 4.1 senior pitches (Paragraph 3.69). If you subtract the 2.2 pitches that should be resting this only leaves a surplus of 1.9 Senior Pitches in 2013. In 2021 the surplus of 3.5 when considering the resting of pitches will leave a surplus of 1.3 senior pitches.

### QUALITY OF PITCHES

- 3.73 Stokes Bay and Grange Lane football pitches are rated as poor. All other football pitches in Gosport and under the control of Gosport Borough Council are rated as Standard and the pitch quality scores vary between 57% and 73% for standard rated pitches.
- 3.74 The audit identifies Stokes Bay Football Pitches as the poorest quality pitches in Gosport and care will need to be taken with the carrying Capacity (Number of games played per week at this site). It would be prudent to rest a minimum of 1 pitch a week at this site.
- 3.75 Site assessments suggest the quality of the pitches has broadly remained the same as 2008 generally good with drainage improvements having taken place at Brookers Field since the 2008 report.
- 3.76 The other main change to have occurred since 2008 is that the pitches at the Civil Service Sports Ground are no longer being used as sports pitches. This use was terminated at the end of the 2012/13 football season, following a season when the pitches had been fully utilised for football.

- 3.77 According to the 2008 Report these pitches were some of the best in the Borough with an 81% rating for football pitch quality (which made it the second best football pitch in the Borough) and 71% for the ancillary facilities. These ancillary facilities have since been demolished. It could be argued that the quality of the Civil Service pitches and ancillary facilities now closed outstripped the quality of those at Stokes Bay. The Council should put in place a policy that retains the pitches at the Civil Service Sports Ground and other quality sports pitches within the Borough.
- 3.78 Due to the openness of some facilities dog fouling and some unofficial use has been highlighted and the lack of car parking is an issue at some sites. Brookers Field has an issue with animals digging up the drainage that has been put in.
- 3.79 A number of changing facilities require refurbishment work to allow mixed gender and multi age groups to use a site simultaneously.
- 3.80 A number of clubs that have their own pitches/grounds still use school facilities to train on during the week and some Saturday mornings. Gosport Borough Youth for instance use 4 school playing fields to train on during the week and Gosport Youth FC use St Vincent's as well as having 2 training pitches at Arden Park.
- 3.81 The survey did not pick up on significant training being undertaken on grass pitches. Training tends to take place on school playing fields that are not used for competitive games, or in sports halls or AGPs at St Vincent's. In this instance there is a need for additional Artificial Grass Turf for training and competitive play.

### TEAM GENERATION RATES

- 3.82 Team Generation Rates are expressed as Teams per 1,000 population in age group. Table 3.6 below shows the team generation rates for Gosport.

**Table 3.6: Team Generation Rates for Football in the Gosport Borough**

Football Team Type	Age- Group Population	Current Population	Current number of teams	TGR – Population in Age Group to generate 1 team
Mini-Soccer (U7-U10)	6-9 year olds	3,978	31	128
Junior Football: Boys	10-15 year olds	2833	41	69
Junior Football: Girls	10-15 year olds	2791	1	2791
Senior Football: Men	16-45 year olds	15721	43	366
Senior Football: Women	16-45 year olds	15699	3	5233
<b>Total for football excluding Mini</b>				<b>421</b>

### CURRENT SUPPLY AND DEMAND

- 3.83 There are two assessments that have been worked through as part of this study. Appendix 4 identifies supply and demand utilising all available football pitches that are currently available and have been audited (Secured and Unsecured Community Use). Appendix 4a utilises known guaranteed community use pitches available for Football and provides the most realistic picture of supply and demand (Secured Community Use).

- 3.84 Both appendices use the Gosport Borough Population projections taking the required new housing into consideration up to 2021.
- 3.85 The following information is therefore taken from Appendix 4a. Providing Secured Community Use Playing Pitches
- 3.86 Temporal Demand for Games. The assessment reveals that most games are played on a Sunday (82% of all senior games, 55% junior games and 55% for mini soccer).
- 3.87 Current Supply and Demand Assessment: Mini Soccer - The quantitative assessment has revealed that there is a surplus of 6.5 mini soccer pitches in 2013. The surplus would reduce by 3 pitches if 10% of pitches were rested to recuperate. The projected surplus in 2021 is 6.4 mini soccer pitches.
- 3.88 Current Supply and Demand Assessment: Junior / Youth Football – The quantitative assessment has revealed that there is a surplus of 1.5 junior football pitches all formats provision to meet peak demand on a Sunday morning in 2013. The surplus changes to 0 in 2021. If 10% of pitches were rested to allow for pitches to recuperate this would account for 1.3 pitches in 2013. There would not be a surplus to allow for the resting of junior pitches in 2021.
- 3.89 Current Supply and Demand Assessment: Senior Football – The quantitative assessment has revealed that there is a moderate theoretical surplus of +4.1 senior pitches to meet peak demand in senior football on a Sunday morning in 2013 (using secured community use facilities only). The surplus changes to 3.5 senior pitches in 2021.
- 3.90 If 10% of senior pitches available on Sunday were rested this would equate to 2 of the surplus pitches. In addition, the poor quality of the pitches at Stokes Bay needs to be considered.
- 3.91 When the Education, MOD and Private senior pitch sites are taken out of the equation. It is clear that the Council sites are at capacity on a Sunday with senior football.

#### TEAM EQUIVALENTS

- 3.92 In addition to the teams requiring access to pitches to play competitive fixtures, the impact on overall demand from training use can be assessed by calculating the 'team equivalents' that such usage generates. Team equivalents are therefore a measure of the additional demand for access to pitches
- 3.93 There appears to be very little training if any on the competitive community use pitches. Due to the lack of 3<sup>rd</sup> Generation rubber crumb Artificial Grass pitches in Gosport clubs use school playing fields, sports halls and sand based artificial grass pitches at St Vincent's College for Training.
- 3.94 The Football Association is supporting the development of a 3G rubber Crumb pitch at Bridgemary School. This development received planning permission on the 17<sup>th</sup> September 2013 and will provide the much needed additional training facility for football in Gosport.

- 3.95 It is expected that as the amalgamated Gosport, Fareham and Solent League becomes established on Sunday morning over the coming seasons new teams will join and require use of the senior pitch surplus. This will increase the pressure on senior pitches.
- 3.96 For every 2 additional teams there will be a requirement of 1 senior pitch. If the Gosport, Fareham and Solent District League grows by another 6 teams next season there will be a requirement for an additional 3 new senior pitches on a Sunday. Resting of pitches with today's climate is a matter of fact and the position emphasises that it is a Policy requirement of Gosport Borough Council to protect the current playing pitch provision including the Civil Service Sports Ground. Indeed any future loss of playing pitches at Education and MOD establishments including those with community use arrangements and those used solely by the school or MOD should be resisted as these have the potential to be used by the wider community, unless it can be demonstrated there is no long term demand for such a facility.

### FOOTBALL SUMMARY - RECOMMENDATIONS AND PRIORITIES

- 3.97 The peak demand for senior football pitches is Sunday morning and the demand for senior Council pitches is high in part due to the Council being the main provider of senior pitches on a Sunday morning.
- 3.98 The current playing pitch stock of football pitches should be protected including MOD sites and the Civil Service Sports Ground (One of the best quality facilities in the Borough in 2008) and consideration should be given to seeking secured community use agreements with schools.
- 3.99 The priority is to maintain use of all football pitch facilities and sports grounds including the Civil Service Sports Ground, MOD and Education Playing facilities. Appendix 4a Providing Secured Playing Pitches shows the true picture of football in particular on a Sunday morning when most senior football is played. This shows a senior pitch current surplus of 4.1 pitches dropping to 3.5 in 2021. These surpluses do not take into consideration the resting of pitches.
- 3.100 The perception from the Hampshire Football Association is that the new Gosport, Fareham and Solent League will be more sustainable than the previous leagues and the new league will grow in stature and encourage more teams to participate in the future and increase the number of teams in the league season by season. The Gosport, Fareham and Solent League have already received 2 new applications on top of the existing League clubs to join the league in 2014/15.
- 3.101 Six new teams in the Gosport, Fareham and Solent League will require 3 new adult pitches.
- 3.102 There are two mini pitches still to be completed at Gosport Leisure Centre as part of the planning permissions.
- 3.103 There is a need to maintain the current level of junior and mini soccer pitches and to ensure that the carrying capacities of the current pitches are maintained. 2013/14 is the first season of the new Youth format there is a perception that new additional teams will be formed over the coming seasons.
- 3.104 The use of school pitches for training purposes is encouraged e.g. Gosport Youth FC uses St Vincent's and Gosport Borough use four different schools for training.

- 3.105 The recent Planning Permission given to Bridgemary School for a 3G Rubber Crumb All weather floodlit pitch will help the large number of junior and senior teams with much needed additional training facilities and may assist with providing 9 v 9 pitches to assist with back logs of games in a season due to cancellations through water logging of grass pitches.
- 3.106 The majority of Gosport Council owned changing facilities require refurbishment. Any improvements to changing facilities should consider access, with appropriate segregation of gender and match officials and spectators.

### RECOMMENDATIONS - FOOTBALL

- F1.** Maintain and protect the unsecured community use pitches that exist currently football pitches for future community use including the Civil Service Sports Ground, MOD sites and school and college sites, this will allow for the expansion of the new Gosport, Fareham and Solent League.
- F2.** Ensure that 10% of Council owned pitches are rested on a regular basis.
- F3.** The quality of Stokes Bay pitches need to be improved, including increasing improve the carrying capacity of the pitches and providing much needed changing facilities. Improvements at Privett Park may be considered a priority to enhance the quality of facilities at this site. This could be carried out by use of Developer Contributions.
- F4.** Developer contributions off site could refurbish changing rooms to accommodate male and female and improve drainage at some Council sites in the future





- 3.107 The England and Wales Cricket Board (ECB) is the governing body for all cricket in England and Wales. The ECB has a dedicated team who work on all aspects of funding and facilities. Gosport is part of the Hampshire County Cricket governing body. Clubs have access to Hampshire Cricket Leagues.
- 3.108 Gosport Council's Pitch Bookings Officer meets regularly with the Hampshire County Development Officers during the season and has a close working relationship with the main two clubs in Gosport. The research has identified that there are 2 main clubs in Gosport with 14 teams. One of these is a mini and not recorded in table 3.7 below.

**Table 3.7: Cricket Teams in the Gosport Borough area 2013/14**

Team Type	Number of teams
Junior Cricket - Boys (11 – 17)	3
Senior Cricket – Men's (18 – 55)	10
<b>TOTAL NUMBER OF TEAMS</b>	<b>13</b>

- 3.109 The two main teams are Gosport Borough Cricket Club and Rowner Cricket Club. Gosport Borough Cricket Club plays in the Hampshire Cricket League County Division 1. They are however part of the Southern Electric Premier League (SEPL) Grounds Accreditation Scheme as they were only relegated in 2012. These ratings are currently below Bronze Standard (lowest level to play in the SEPL). The SEPL run a warning system to give clubs the opportunity to improve standards. If the club was to be promoted to the SEPL then standards would have to be improved.
- 3.110 Gosport Borough Cricket Club has the most teams and is based at Privett Park. It uses all three squares but its main pitch is Privett 1 adjacent to the club's clubhouse. The club has an under 9s section and a mini cricket section. The club's clubhouse facilities have improved since the last Playing Pitch Assessment, and are now shared with Gosport Borough Hockey Club as a base. The Club has new artificial practice nets and its colts play on the non turf wickets on Pitch 1, 2 and 3 at Privett Park. In terms of Security of Tenure, Hampshire Cricket advises that a more secure lease of the main square (Pitch 1) at Gosport Borough would be appropriate for a club of such standing.



- 3.111 The second main club is Rowner Cricket Club which has three senior teams and plays at Rowner Fields. The Rowner outfield has an issue with flooding and leveling.

### TEAM GENERATION RATES

- 3.112 Team Generation Rates are expressed as Teams per 1,000 population in age group. Table 3.8 below shows the team generation rates for Gosport. There are no girls or women's cricket teams in Gosport

**Table 3.8: Team Generation Rates for Cricket in the Gosport Borough**

Football Team Type	Age-Group Population	Current Population	Current number of teams	TGR – Population in Age Group to generate 1 team
Junior Cricket Boys	11 - 17 year olds	3,479	3	1160
Senior Cricket Men's	18 - 55 year olds	20621	10	2062
<b>Total for cricket excluding Mini &amp; U9</b>				<b>3704</b>

- 3.113 Since the last assessment the Civil Service Sports Ground has been closed. The shed used by cricket teams at the Civil Service ground has been burnt down. It is understood the facilities have been purchased and the Playing Fields are not being maintained as sports pitches by the landowner.

### NUMBER OF PITCHES

- 3.114 Table 3.9 shows the number of pitches in 2013.

**Table 3.9: Cricket Pitches with secured public use in the Gosport Borough area 2013**

Pitch Type	Number of Grass Squares	Number of Pitches Non Turf Wickets
	5	4
<b>TOTAL NUMBER OF PITCHES IN SECURED PUBLIC USE</b>	<b>5</b>	<b>4</b>

- 3.115 The development of the non turf wicket has allowed the junior teams at Gosport to play without damaging the grass squares and these non turf wickets at Privett Park are used for training, and competitive games. There are no team equivalents for cricket due to the use of the non turf wickets and the artificial nets at Gosport Borough Cricket Club.
- 3.116 Site assessments suggest the quality of the pitches has broadly remained the same as 2008 generally good. However, there are issues at Rowner Field with the outfield flooding. The Civil Service Sports Ground quality rating in 2008 was 78% (Good).

### CURRENT SUPPLY AND DEMAND

- 3.117 Temporal Demand for Games. The assessment reveals that all junior games are played midweek mainly on the non turf wickets.

3.118 Most senior games are played on a Saturday afternoon 50%, Sunday afternoon 30% and midweek 20%. Current Supply and Demand Assessment: Cricket – The quantitative assessment has revealed that there is a moderate theoretical surplus of +2.5 pitches to meet peak demand in cricket.

### CRICKET CONCLUSIONS RECOMMENDATIONS

3.119 The key issues relating to supply and demand of cricket can be summarised as:

- **Current demand is met by the available pitch supply, although demand is split throughout the week which helps ensure pitches are adequate. Future supply is met in 2021 with a surplus of 2.4 pitches.**
- **Quality is generally good with most pitches rated “Good” or “Standard”. This theoretically improves the capacity of each pitch to accommodate more fixtures. A number of squares have artificial wickets e.g. Privett Park and an artificial wicket at Gosport Park.**
- **Gosport Cricket Club has a new clubhouse and artificial cricket nets. The quality ratings for ancillary facilities elsewhere were lower. Privett Park and Rowner Fields Ground changing facilities were all rated lower.**
- **Rowner Fields outfield is subject to flooding due to drainage issues and levels.**
- **Gosport Borough Council and Rowner Cricket Club require long term leases to guarantee security of tenure.**
- **Gosport Borough Cricket Club and Gosport Borough Council need to work together to ensure that Gosport Borough Cricket Club meets the requirements of the SEPL if the club is promoted to the SEPL in the future.**

### RECOMMENDATIONS - CRICKET

- C1. Existing Cricket pitches should be protected by Planning Policy and the cricket pitch at the Civil Service Sports ground should be retained due to its quality and brought back into use.**
- C2. The Rowner Field cricket outfield requires drainage improvements. Off site developer contributions would assist in rectifying this issue.**
- C3. Developer contributions should be used to refurbish Privett Park Pavilion.**



- 3.120 The Rugby Football Union (RFU) is the national governing body for the development of Rugby Union in Gosport. The RFU 'Whole Sport Plan 2013 – 2017' aims to use the Sport England funding to capitalise on hosting the Rugby World Cup in 2015 and generate more interest in the sport. The funding will be used over the 4 year period to support the RFU's 4 key priorities.
- 3.121 The research has identified that there is 1 main rugby club in Gosport. Gosport and Fareham RFU Club has 17 teams. Table 3.10 below identifies the number of teams by age groups.

**Table 3.10: Rugby Teams in the Gosport Borough area 2013/14**

Team Type	Number of teams
Mini Rugby (mixed) (8 – 12)	6
Junior Boys (13 – 17)	7
Men's (18 – 45)	4
<b>TOTAL NUMBER OF TEAMS</b>	<b>17</b>

- 3.122 Gosport and Fareham RFU are based in Gosport Park they have 3 senior pitches 2 junior pitches and 2 mini pitches. The club has a training pitch with floodlights. The training pitch with floodlights is well used and can look tired at times.
- 3.123 There are no issues around extra space requirements or programming of pitches. The pitches are on common land which the club pays the Council for. All maintenance is carried out by the Council.
- 3.124 All playing surfaces are in good condition and very few matches are ever cancelled.

### TEAM GENERATION RATES

- 3.125 Team Generation Rates are expressed as Teams per 1,000 population in age group. Table 3.11 below shows the team generation rates for Gosport based on 2013.

**Table 3.11: Team Generation Rates for Cricket in the Gosport Borough**

Football Team Type	Age- Group Population	Current Population	Current number of teams	TGR – Population in Age Group to generate 1 team
Mini Rugby	8 – 12 years	4,644	6	774
Junior Boys	13 - 17 year olds	2,587	7	370
Senior Men's	18 - 45 year olds	14,658	4	3,665
<b>Total for Rugby excluding Mini</b>				<b>2,995</b>

3.126 There are no girls or women's rugby teams in Gosport.

3.127 Bay House School is considering leveling its 2 rugby pitches.

### NUMBER OF PITCHES

3.128 Table 3.12 shows the number of pitches in 2013.

**Table 3.12: Rugby pitches with secured public use in the Gosport Borough area 2013**

Pitch Type	Senior	Junior	Mini
Gosport Park	3	2	2
Bay House School	2	0	0
<b>TOTAL NUMBER OF PITCHES IN SECURED PUBLIC USE</b>	<b>5</b>	<b>2</b>	<b>2</b>

3.129 Site assessments suggest the quality of the pitches at Gosport Park are good and adequate. The Bay House School rugby pitches require leveling and the school is considering undertaking this work.

3.130 Gosport and Fareham Rugby Club have a schools liaison officer who goes into schools and encourages the uptake of rugby.

### CURRENT SUPPLY AND DEMAND

3.131 Temporal Demand for Games. The assessment reveals that all junior games are played on a Sunday and senior's games on a Saturday.

3.132 Current Supply and Demand Assessment: Rugby – The quantitative assessment has revealed that there is a moderate theoretical surplus of +2 senior pitches and + 0.5 junior pitches to meet peak demand in rugby in 2013. From 2021 there is a deficit of 2.2 junior pitches and a surplus of 2 senior pitches. The two senior pitches at Bay House School could be used to meet this deficit.

3.133 Current Team Generation rates (TGR's) are based on the number of teams identified earlier in Figure 2.12 and provides an indication of how many residents (of rugby playing age) are required to generate a rugby team. Detailed calculations are provided in the appendices to this report.

## RUGBY CONCLUSIONS RECOMMENDATIONS

### SUMMARY

3.134 There has been little change with regards to rugby since the 2008 assessment. Gosport and Fareham Rugby Club is the only Rugby Club in Gosport affiliated to the RFU. The assessment has identified a number of key issues relating to the demand for and supply of rugby union pitches. These are:

- **Current demand is adequately serviced by the current pitch supply if senior pitches are used to accommodate some junior games, and when factoring in the quality of provision. There is scope for some growth to be accommodated but this may be limited on the Gosport Park site. Bay House School is planning to resurface two of its Rugby Pitches so they are level.**
- **There is a deficit of 2 junior pitches in 2021 this could be met by the use of Bay House Schools Rugby Pitches.**
- **The quality of pitches is good and the changing room facilities at Gosport Park are perceived as good.**
- **The club has reported increasing usage which is having a detrimental effect on sustained quality at the existing ground. This may mean looking at alternative facilities such as Bay House School for additional use.**

### RECOMMENDATIONS

- R1.** There is a future requirement in 2021 for 2 additional junior rugby pitches. Developer contributions could help Gosport and Fareham Rugby Club improve the quality of its pitches by providing drainage and leveling or discussions could be held with Bay House School on the development of its two rugby pitches for future use to meet demands of Gosport and Fareham Rugby Club.





- 3.135 The England Hockey Board (EH) is the National Governing Body for all hockey in England. Their 'Whole Sport Plan 2013 -2017' aims to invest £2 million of its Sport England grant in hockey facilities, mainly for the refurbishment of artificial grass pitches, the remaining £10 million will support the grassroots game and the development of gifted players with Olympic ambitions.
- 3.136 The game is currently played predominately on sand based artificial grass pitches. There is one club, Gosport Borough Hockey Club. The club has 3 ladies, 3 men's, junior boys under 16's team and a junior section under 14's under 10's and mini micro under 8's.
- 3.137 The club links with schools in particular St Vincent's College where it uses the sand based pitch for training and competitive matches. It has recently teamed up with Gosport Cricket Club to use the cricket clubhouse as its home social base.
- 3.138 The Table 3.13 below identifies the number of hockey teams by age groups.

**Table 3.13: Hockey Teams in the Gosport Borough area 2013/14**

Team Type	Number of teams
Junior Boys (11 – 15)	3
Men's (16 – 45)	3
Women's (16 – 45)	3
<b>TOTAL NUMBER OF TEAMS</b>	<b>9</b>

- 3.139 Gosport Borough Hockey Club is based at St Vincent's for training and competitive games.

#### TEAM GENERATION RATES

- 3.140 Team Generation Rates are expressed as Teams per 1,000 population in age group. Table 3.14 below shows the team generation rates for Gosport.



**Table 3.14: Team Generation Rates for Hockey in the Gosport Borough**

Football Team Type	Age- Group Population	Current Population	Current number of teams	TGR – Population in Age Group to generate 1 team
Junior Boys	11 – 15 year olds	2416	3	805
Senior Men's	16 – 45 year olds	15721	3	5240
Senior Women's	16 – 45 year olds	15699	3	5233
<b>Total for Hockey</b>				<b>4020</b>

### NUMBER OF PITCHES

3.141 Table 3.15 shows that there is only one sand dressed AGP available for community use in 2013.

**Table 3.15: Hockey Pitches with secured public use in the Gosport Borough area 2013**

Pitch Type	AGP
St Vincent's College	1
<b>TOTAL NUMBER OF PITCHES IN SECURED PUBLIC USE</b>	<b>1</b>

3.142 The site assessment states that the quality of the pitch has deteriorated with the surface needing attention and possible replacement. England Hockey is concerned and has recently requested an independent survey of the pitch. There is an additional facility at Bay House School which up until recently has been for the schools private use. However, Gosport Hockey Club have had recent use of the Bay House facility and will continue to do so on occasions in the future.

3.143 The St Vincent's College pitch was built in 2003. The average life of a carpet is 10 – 12 years.

### CURRENT SUPPLY AND DEMAND

3.144 Temporal Demand for Games. The assessment reveals that all junior games are played on a Sunday and Senior games on a Saturday.

3.145 Current Supply and Demand Assessment: Hockey – The quantitative assessment has revealed that there is a good supply of pitches to cater for three games on a Saturday which is required with the 6 senior teams and there is room for an additional two games on a Sunday which indicates the club has room to develop a further 4 teams before requiring an additional pitch.

### HOCKEY CONCLUSIONS AND RECOMMENDATIONS


3.146 The key issues relating to supply and demand of hockey can be summarised as:

- **Current demand is met by the available AGP pitch supply at St Vincent's College although demand is split between seniors and juniors for games on a Saturday and Sunday.**
- **There is no current identified demand but as the club grows with its junior development there will be a need for a second Sand Based pitch in the future to provide for hockey this is expected to be beyond 2021.**

- In the mean time the carpet on the existing AGP will has become worn and will require replacing. Off site developer contributions would assist in replacing this carpet in the future.
- Gosport Hockey Club now shares a Clubhouse with Gosport Cricket Club.

### RECOMMENDATIONS - HOCKEY

- H1.** There will be a future requirement for an additional Sand Based AGP for hockey as the Hockey Club develops this is envisaged to be beyond 2021.
- H2.** Off site developer contributions would assist in replacing the current St Vincent's AGP carpet in the future.



ARTIFICIAL GRASS PITCHES

- 3.147 Artificial pitches are increasingly used in competitive sport. In the *FA Guide to Artificial Pitches* the FA has produced guidance on the development and maintenance of AGPs. In the *Guide to Artificial Grass Pitches for Community Use: Part 1 – Performance Standards for Surfaces and Pitches used Outdoors*, the FA has produced additional guidance on the community use of artificial pitches. There are a number of performance tests based on the behavior of a ball used on the surfaces. These standards should be used by developers when installing new artificial pitches.
- 3.148 There is only one community use full sized AGP in Gosport at St Vincent's College available for community use. There is currently no third generation (3G) football AGP in Gosport. In order to assess if there is adequate AGP training provision the FA suggests that the number of teams located in an area should be divided by 56. Gosport currently has 119 football teams this equals 2 x 3G Artificial Pitches.
- 3.149 The demand for AGPs is rapidly growing and the National Governing Bodies are responding to this increasing demand with new guidance and rules on their use in competitions. Sport England has provided a guidance document: *Selecting the Right Artificial Surface*.
- 3.150 Sport England Active Places Power identifies 5 Artificial Grass Pitches in Gosport only ST Vincent's has community use. These are:
- **Bay House School – Sand Filled AGP no community use**
  - **Fort Blockhouse – Rubber Crumb MOD and Sports Club Use**
  - **HMS Sultan (Site 1) – Sand filled**
  - **HMS Sultan (Site 1) – Sand filled**
  - **St Vincent Leisure – Sand filled**

- 3.151 In addition at Gosport Leisure Centre there are 8 x 5 a side pitches and one 7 v 7 a side pitch.
- 3.152 In reality the only artificial grass pitches available for community use are St Vincent's College and the 8 x 5 a – side and 7 v 7 a side pitch at Gosport Leisure Centre. Gosport Hockey Club have been able to hire out the Bay House Pitch on occasions (sand filled AGP occasional community use).
- 3.153 Bridgemary School has recently received planning permission for a full size 3<sup>rd</sup> generation pitch which is supported by The Football Association and Sport England.
- 3.154 The Sports Facilities Calculator Tool (SFC) can be used to assess the current supply of Artificial Grass Pitch provision. The SFC considers the age profile and size of a local population and provides an estimate of the level of provision which should be available to meet the needs of that population. The SFC does not take into account, actual usage levels of facilities, the quality, accessibility or other demand which may be imported or exported to neighbouring local authorities. Table 3.16 provides information on the Sports Facility Calculator for Gosport for Artificial Grass Pitches.

**Table 3.16: Sports facility Calculator Artificial Grass Pitches for Gosport BC <sup>4</sup>**

Year & Population	SFC Recommended Supply – Artificial Grass Pitches	Actual Supply – Community Accessible Full Size Grass Pitches – Available for competitive Sport	Difference
2013 – 83740	2.65 pitches	1	1.65 pitches
2021 - 83594	2.65 pitches	1	1.65 pitches

- 3.155 The SFC identifies that there is a current need for 2.65 pitches in 2013 and 2.65 pitches in 2021.

### RECOMMENDATIONS - ARTIFICIAL GRASS PITCH

- AGP1.** The demand modeling identifies a need for 2.65 pitches in 2013 and 2.65 pitches in 2021.
- AGP2.** There is currently a sand dressed artificial grass pitch at St Vincent's College which is used for hockey and football. Bridgemary School will be providing a 3<sup>rd</sup> generation artificial pitch in Gosport.
- AGP3.** Where possible the Council should support the replacement / refurbishment of the St Vincent's College carpet on the sand dressed ATP.
- AGP4.** Additional AGP sand based would help meet future demands on hockey which will be required beyond 2021.

<sup>4</sup> HCC Long Term Population Projection for 2021 is based on the proposed number of dwellings in the emerging Gosport Borough Local Plan from a base population figure of 82,605 in 2011. The 2013 figure is the latest ONS estimate for the Borough.

## PROVISION IN NEIGHBOURING AUTHORITIES

3.156 Given the geographical location of Gosport Borough, it is likely that only Fareham facilities will impact on supply and demand. A similar pitch assessment has been undertaken with the following observations made. A general consensus that there is little “import or export” of demand, with most teams playing within the Borough or district from which they originate. The two assessments have though identified some teams that access facilities outside of their home Borough and these mainly now play in the Gosport, Fareham and Solent League. On the basis of the research undertaken, there does not appear to be any major issues for Gosport BC as result of pitch quantity and quality in neighbouring authorities.

## NON – PITCH SPORTS: ASSESSMENT METHODOLOGY

3.157 The assessment of demand for and supply of, Outdoor Bowling Greens, Netball and Tennis Courts falls outside the scope of the assessment methodology detailed in ‘Towards a Level Playing Field’ (Sport England 2003). A number of factors make these sports difficult to assess, from both a demand and supply perspective. These include:

- **Demand** for these sports manifests itself in a variety of ways. Participation for example, can be on an individual, casual basis or as part of a team playing in a formal competitive match.
- **Access** to facilities, which can be complex in some cases. For example, membership policies of clubs can vary from full open access, through to nomination based policy. Casual use of facilities can vary from the need to purchase a season ticket through to traditional pay and play access of facilities.
- **Supply** of facilities can also vary greatly. The actual size of a bowling green for example, whether it has floodlighting, and the presence of ancillary facilities can greatly affect the capacity of facilities to meet demand.

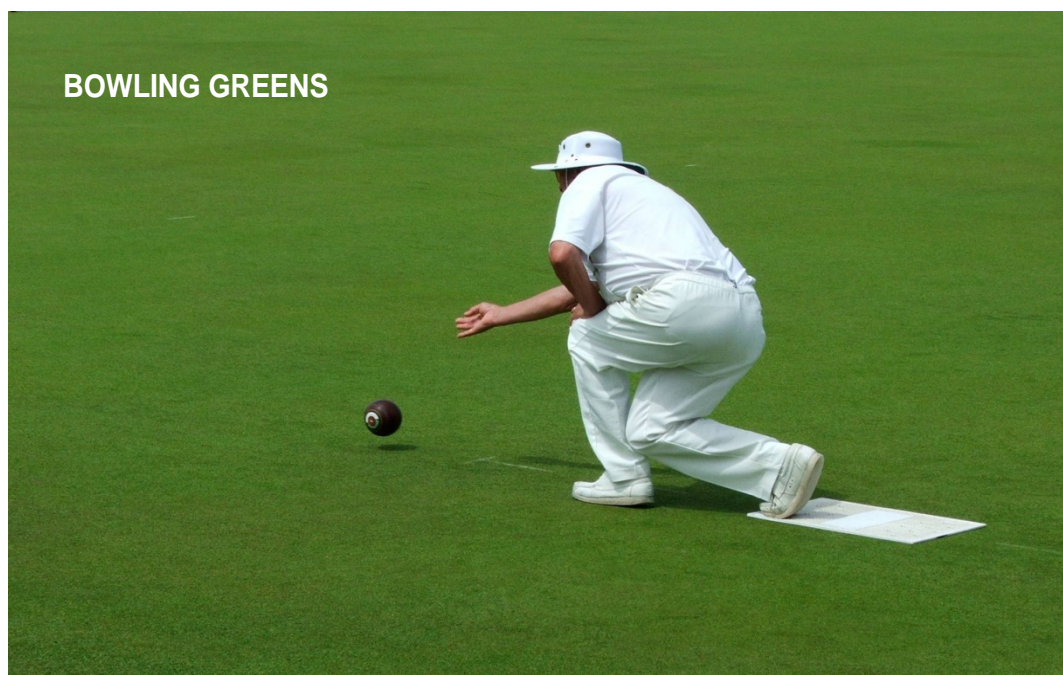
3.158 The assessment of Bowling Greens, Netball and Tennis Courts has been undertaken on the basis of:

- **An audit of known facilities within Gosport.**
- **Consultation with existing Bowls, and Tennis Clubs to determine current membership profiles and the likelihood of growth or decline in the future. Clubs were also asked to rate the quality of facilities used and to identify key facility related issues.**

3.159 In undertaking the assessment of non-pitch sports a number of key factors have been considered, including:

- **What are the opportunities for potential new participants to take part in the sport?**
- **Are there particular access issues for potential new participants, including cost of participation and geographical location of facilities?**
- **Are the needs of current participants met by current facilities?**





- 3.160 Bowling Greens as sports facilities accommodate a range of formal and casual use. Demand manifests itself through differing uses, such as formal bowling teams using facilities for league games, or for individuals to bowl on a more casual or informal basis. Bowling greens throughout Gosport are mainly provided as public facilities (often in parks) and private facilities (through private bowling clubs) all identified bowling greens are represented in Table 3.17

### QUANTITY: BOWLING GREENS

- 3.161 It is important to note that no recognised standard of provision exists for bowling greens at a national level. It is also important to recognise that bowling is a demand led sport.
- 3.162 There are 7 known clubs across Gosport and these clubs and their venues are identified in Table 3.17 below. There are three sites all leased to clubs these are Forton, Rowner and Lee-on-the-Solent.
- 3.163 The pavilion at Cunningham Drive, used by the Bridgemary Bowls Club is leased but the green isn't. The Council is responsible for the maintenance at Anglesey Road and Gosport Park.

**Table 3.17 Bowls Clubs and Venues across Gosport**

Club Name	Greens	Ownership
Forton	1 Green	Leased to the club by GBC
Rowner Lane	1 Green	Leased to the club by GBC
Lee –on –the - Solent	1 Green	Leased to the club by GBC
Bridgemary Bowls Club	1 Green	Pavilion Leased to the club only by GBC
Gosport Bowls Club Anglesey Rd	2 Greens	Maintenance carried out by GBC




Club Name	Greens	Ownership
Gosport Park	1 Green	Maintenance carried out by GBC

- 3.164 All the bowls clubs were sent a questionnaire of which 4 responded.
- 3.165 The main problems perceived by the clubs include: maintenance of anti fox fencing, squirrels issue on roofing of pavilions, teenage vandalism and insufficient car parking at some clubs.
- 3.166 One club believes its membership will grow in the future and three clubs believe membership will remain the same and 3 clubs did not reply.
- 3.167 The majority of clubs identified a difficulty in retaining and recruiting members.
- 3.168 There is one club with low membership Alverstoke Bowls Club at Gosport Park. The quality of the facilities is good. Signs of wear on the green surface were identified at Rowner Lane, Forton and Bridgemary.

### RECOMMENDATIONS - BOWLS

- 3.169 The recommendations are:

- B1. Gosport Borough Council to work with the local Bowls Clubs to promote the sport in Gosport, and encourage participation by younger people**
- B2. Improve the publishing of information to promote the health benefits and opportunities to play bowls**
- B3. If and when bowls club memberships fall to below 20 consideration should be given to the amalgamation of those clubs**



TENNIS COURTS

- 3.170 Tennis courts are provided in a variety of settings, including schools, parks and both public and private sports grounds. They are provided for casual opportunities and formal competitive play. As with bowls, the demand for tennis is varied, ranging from facilities to accommodate formal league matches to casual games between friends and family.
- 3.171 The audit has identified a total of 2 Gosport Council sites: Privett Park (5 courts) and Lee on – the-Solent (2 courts).
- 3.172 Both of these sites are free to play tennis on and are part of the Lawn Tennis Association All Play Initiative. The Council tennis courts were resurfaced in 2012.
- 3.173 Stokes Bay also provides tennis courts (4 courts) for which there are a fee.
- 3.174 Brune Park Community College has 4 tennis Courts that they hire out when the Gosport and Fareham Netball League are not using them for Netball.
- 3.175 In addition to the above courts there are excellent tennis facilities provided at two clubs in Gosport. The two clubs are Alverstoke Tennis and Squash Club and Lee –on –the- Solent Tennis Squash and Badminton Club. Both of these clubs have excellent tennis facilities.
- 3.176 Alverstoke Tennis and Squash Club has 7 artificial grass courts refurbished in February 2013 one of these is floodlit; there are also 2 hard all weather courts with practice hitting walls and 1 indoor court. Members play social tennis and teams represent the club in local leagues. There is a strong junior section. Members Club Night is held every Thursday 6pm till dusk and all abilities are welcome.
- 3.177 The clubs coaches run a full training programme for senior and junior members with extra sessions in school holidays. Non members can join classes as well.

3.178 Lee – on – the - Solent Tennis, Squash and Badminton Club has six outdoor all weather courts 3 of these are floodlit and two of these have recently been refurbished to provide two tiger turf advantage courts.

3.179 Both Alverstoke and Lee – on – the - Solent Tennis clubs work with the Lawn tennis Association to promote tennis and provide for the following activities:

- **Junior Tennis - players of a similar age and standard to learn new skills and tactics which you can put in play in your competitions.**
- **Tennis Xpress / Adult beginners Tennis is a game for life. It requires agility, speed and endurance, so it's a brilliant way to keep fit while developing motor and coordination skills.**
- **AEGON Team Tennis Represent the club in a fun and social team environment in local leagues and other team competitions such as AEGON Team Tennis.**
- **Cardio Tennis**
- **Free Tennis – Sometimes The courts are available FREE of charge sometimes – contact the club for details of times.**
- **Not just membership but also offer Pay and Play Opportunities for players to come and participate on a pay and play basis; court bookings and coaching.**

#### **RECOMMENDATIONS - TENNIS**

3.180 The recommendations for tennis courts are:

- T1. Retain the current provision of tennis courts and work with key partners, the Lawn Tennis Association and Gosport clubs to maintain quality and improve access for potential new participants**
- T2. Ensure Gosport Council owned public courts have appropriate fencing, quality nets and posts – all weather nets where appropriate, markings are clear and surfaces are clean and free of debris.**
- T3. Gosport Council to encourage tennis clubs in the development of club facilities and courts to increase participation and quality of facilities.**



- 3.181 The Gosport and Fareham Netball Association (GFNA) is an established women's league that has been running for over 50 years. The 2012 league was made up of 7 divisions hosting 56 teams and the junior league is split into 23 teams split into age group divisions U12s, U14s and U16s.
- 3.182 The GFNA autumn season runs from September – January and the Spring Season February/March – July. Matches are played on Mondays, Tuesdays, Wednesdays and Thursdays at Brune Park Community College netball and tennis courts.
- 3.183 The courts at Brune Park need to be relayed and the Development Officer for Netball is looking at funding to move the league elsewhere.
- 3.184 The league would like its own purpose built facilities with six outdoor courts a clubroom and coaching facilities.

### RECOMMENDATIONS - NETBALL

- N1 Gosport Council to encourage the GNFA in the development of club facilities and courts to increase participation and quality of facilities**





## APPENDICES





**APPENDIX 1  
DEMAND AND SUPPLY HEALTH AND  
FITNESS 2013**



APPENDIX 1 - DEMAND AND SUPPLY HEALTH AND FITNESS 2013

**Demand Assessment Table - Health and Fitness Facilities (Gosport Borough Council)**

**2013 Population** Source: Office National Statistics

Calculation used to calculate demand

1 Total population 15+	2013 68,427	2013 12.6%
2 Number of potential members/users of health and fitness clubs		8,622
3 2 above shown as % of total adult population 1. above		
4 Average user attends 1.5 times per week or six times per month number of visits per week		
5 Number of visits per week in peak times = 65% of total number of visits		
6 Number of visits in one hour of peak time = total visits during peak time /34		
<i>A total number of 247 stations would be required to cater for the predicted demand by potential members/users of any health and fitness facility</i>		
2013 demand for Health and Fitness Facilities	247	Current Supply 269

The model is based on the premise that for the supply to be sufficient, it must be large enough to cater for the maximum demand at any one time. Maximum demand is described as the demand during a peak hour session

Penetration of fitness users is defined using the FIA 2013 Parameters

The average health and fitness session is one hour

65% of use is during peak times

Equates to one station per

277 population over the age of 15

2010 12,933
8,406
247

Current Surplus / Deficit in supply

22 Surplus

Table Identifying Current Fitness Facilities Open for Public Use

Facility	Ownership	Access	No. of Stations
Bay House School	Education	Pay and Play	6
Brune Park Sports Centre	Education	Pay and Play	21
Don Styler Physical Training Centre	Private	Pay and Play	5
Gosport Workout	Commercial	Pay and Play	85
Gosport Leisure Centre	Local Authority	Pay and Play	70
Lee on Solent Tennis squash and Fitness	Commercial	Pay and Play	50
Miracles Health Club	Commercial	Registered Membership	20
St Vincents School	Education	Pay and Play	12
<b>Total No. of Stations</b>			<b>269</b>



**APPENDIX 2  
DEMAND AND SUPPLY HEALTH AND  
FITNESS 2021**

APPENDIX 2 - DEMAND AND SUPPLY HEALTH AND FITNESS 2021

**Demand Assessment Table - Health and Fitness Facilities (Gosport Borough Council)**

**2021 Population** Source: Population Projections Gosport Borough Planning department

Calculation used to calculate demand

1 Total population 15+	2021 67,124	2013 8,458
2 Number of potential members/users of health and fitness clubs		12.6%
3 2 above shown as % of total adult population 1. above		8,458
4 Average user attends 1.5 times per week or six times per month number of visits per week		
5 Number of visits per week in peak times = 65% of total number of visits		
6 Number of visits in one hour of peak time = total visits during peak time /34		
<i>A total number of 260 stations would be required to cater for the predicted demand by potential members/users of any health and fitness facility</i>		
2021 demand for Health and Fitness Facilities	243	Current Supply 269

The model is based on the premise that for the supply to be sufficient, it must be large enough to cater for the maximum demand at any one time. Maximum demand is described as the demand during a peak hour session

Penetration of fitness users is defined using the FIA 2013 Parameters

The average health and fitness session is one hour  
65% of use is during peak times

Equates to one station per 277 population over the age of 15

1 station per 293 population

2010 12,686
8,246
243

Current Surplus / Deficit in supply

26 Surplus

Table Identifying Current Fitness Facilities Open for Public Use

Facility	Ownership	Access	No. of Stations
Bay House School	Education	Pay and Play	6
Brune Park Sports Centre	Education	Pay and Play	21
Don Styler Physical Training Centre	Private	Pay and Play	5
Gosport Workout	Commercial	Pay and Play	85
Gosport Leisure Centre	Local Authority	Pay and Play	70
Lee on Solent Tennis squash and Fitness	Commercial	Pay and Play	50
Miracles Health Club	Commercial	Registered Membership	20
St Vincents School	Education	Pay and Play	12
<b>Total No. of Stations</b>			<b>269</b>





**APPENDIX 3  
GOSPORT SUPPLY TABLE  
COMMUNITY PLAYING PITCHES 2014**

**Community Use Supply Table  
Football Pitches**

Site Name	Address	Ward	Ownership / Management	A-Z Ref (page no)	Senior Football	Junior Football	Mini Soccer	9 V9	7 v 7	Football Training Pitches	Planning Permission given for mini Pitches
Stokes Bay	Stokes Bay Road	Alverstoke	Gosport BC	Page 23 6H	4	1	1	1	0	0	0
HMS Dolphin / Fort Blockhouse	Haslar Road, Clayhall	Anglesey	Private	Page 25 6E	1	0	0	0	0	0	0
Monkton Sports Ground (HMS)	Fort Road, Anglesey	Anglesey	Private	Page 25 7C	1	2	3	0	0	0	0
Fleetlands Sports Ground	Fareham Road, Bridgemary	Bridgemary North	Private	Page 14 6C	1	0	0	0	0	0	0
Nobes Avenue	Nobes Avenue, Bridgemary	Bridgemary South	Gosport BC	Page 20 B2	1	0	0	0	0	0	0
Bridgemary Community School	Wych Lane	Bridgemary South	Hants CC	Page 20 3B	1	0	2	0	0	0	0
Brune Park Community College	Military Road, Gosport	Brockhurst	Hants CC	Page 21 5E	2	1	0	0	0	0	0
HMS Sultan - Main Fields Site	Military Road, Gosport	Brockhurst	Private	Page 23 2G	1	0	0	0	0	0	0
Elson Recreation Ground	Elson Road, Elson	Elson	Gosport BC	Page 21 5G	2	0	1	0	0	0	0
Howe Road Recreation Ground	Howe Road, Brockhurst	Grange	Gosport BC	Page 23 E1	1	0	0	0	0	0	0
Lee Recreation Ground	Hollybank, Lee-on-Solent	Lee East	Gosport BC	Page 22 2B	2	2	1	1	1	0	0
Lee-on-Solent Infant & Junior School	Salisbury Terrace, Lee-on-Solent	Lee East	Hants CC	Page 22 3C	0	0	1	0	0	0	0
St Vincents College	Ferrol Road, Gosport	Leesland	Hants CC	Page 24 3C	1	0	0	0	0	0	0
Brookers Field	The Drive, Woodcot	Peel Common	Gosport BC	Page 20 A3	5	1	1	0	1	0	0
Bay House School (Military Road)	Military Road, Gosport	Privett	Hants CC	Page 23 G3	4	1	0	0	0	0	0
Privett Park	Privett Road, Privett	Privett	Gosport BC	Page 23 H3	5	0	0	0	0	0	0
Gosport Leisure Centre	Fareham Road	Rowner and Holbrook	Gosport BC	Page 20 5D	0	0	0	0	0	0	2
Grange Lane		Rowner and Holbrook	Gosport BC		0	1	0	0	0	0	0
Arden Park	Mumby Road, Gosport	Town	Private	Page 24 3D	2	0	3	0	0	2	0
<b>All Ward Totals</b>					<b>34</b>	<b>9</b>	<b>13</b>	<b>2</b>	<b>2</b>	<b>2</b>	<b>2</b>
<b>Total Junior Football Pitches All Formats</b>						<b>13</b>					

**Community Use Supply Table  
Cricket Pitches**

Site Name	Address	Ward	Ownership / Management	A-Z Ref (page no)	Cricket Square	Non Turf
Privett Park	Privett Road, Privett	Privett	Gosport BC	Page 23 H3	3	3
Brune Park Community College	Military Road, Gosport	Brockhurst	Hants CC	Page 21 5E	1	0
Gosport Park (RUFC)	Park Road, Gosport	Town	Gosport BC	Page 25 6C		1
Rowner Recreation Field	Rowner Road, Rowner	Rowner and Holbrook	Gosport BC	Page 20 5C	1	
<b>Totals</b>					<b>5</b>	<b>4</b>

**Community Use Supply Table  
Rugby Pitches**

Site Name	Address	Ward	Ownership / Management	A-Z Ref (page no)	Senior	Junior	mini
Gosport Park (RUFC)	Park Road, Gosport	Town	Gosport BC	Page 25 6C	3	2	2
Bay House School (North)	Gomer Lane, Privett	Alverstoke	Hants CC	Page 23 4F	2	0	0
<b>Totals</b>					<b>5</b>	<b>2</b>	<b>2</b>

**Community Use Supply Table  
Hockey - Artificial Sand Dressed**

Site Name	Address	Ward	Ownership / Management	A-Z Ref (page no)	STP
St Vincents College	Ferrol Road, Gosport	Leesland	Hants CC	Page 24 3C	1
<b>Totals</b>					<b>1</b>





**APPENDIX 4  
PPM GOSPORT 2013 – 2021 SECURED  
AND UNSECURED COMMUNITY USE  
PLAYING PITCHES**

APPENDIX 4 PPM GOSPORT 2013 2021 PROVIDING SECURED AND UNSECURED COMMUNITY USE PLAYING PITCHES - ACTIVE PARTICIPATION INFORMATION

**Task 1 - Population Totals within Active Age Groups**

Active Age Group	Sport	Male	Female	Mixed
0-5 years	Non active			6592
6-9 years	Football			3978
8-12 years				4644
10-15 years		2833	2791	
11-15 years		2416	2345	
11-17 years		3479	3350	
13-17 years	Rugby	2587	2441	
16-17 years	Rugby		1005	
16-45 years	F'ball/Hockey	15721	15699	
18-45 years	Rugby	14658	14694	
18-55 years	Cricket	20621	20707	
Over 55 years	Non active			25214

<b>Total area population within Active Age Groups (6-55yrs)</b>	53048
---	-------

<b>Total area population</b>	83740
------------------------------	-------

APPENDIX 4 PPM GOSPORT 2013 2021 PROVIDING SECURED AND UNSECURED COMMUNITY USE PLAYING PITCHES - ACTIVE PARTICIPATION INFORMATION

**Task 2 - Total number of Teams within Area**

	Age Group	Number of Teams
<b>Football:</b>		
Mini-soccer (U7-U10s) - mixed	6-9yrs	31
Junior football - boys	10-15yrs	41
Junior football - girls	10-15yrs	1
Men's football	16-45yrs	43
Women's football	16-45yrs	3
Totals for football (exc mini)		88
<b>Cricket:</b>		
Junior cricket - boys	11-17yrs	3
Junior cricket - girls	11-17yrs	0
Men's cricket	18-55yrs	10
Women's cricket	18-55yrs	0
Totals for Cricket		13
<b>Hockey:</b>		
Junior hockey – boys	11-15yrs	3
Junior hockey – girls	11-15yrs	0
Men's hockey	16-45yrs	3
Women's hockey	16-45yrs	3
Totals for Hockey		9
<b>Rugby Union:</b>		
Mini-rugby - mixed	8-12yrs	6
Junior rugby - boys	13-17yrs	7
Junior rugby - girls	16-17yrs	0
Men's rugby	18-45yrs	4
Women's rugby	18-45yrs	0
Totals for Rugby (ex mini)		11
<b>Rugby League:</b>		
Junior rugby - boys	13-17yrs	0
Junior rugby - girls	13-17yrs	0
Men's rugby	18-45yrs	0
Women's rugby	18-45yrs	0
Totals for Rugby		0

APPENDIX 4 PPM GOSPORT 2013 2021 PROVIDING SECURED AND UNSECURED COMMUNITY USE PLAYING PITCHES - ACTIVE PARTICIPATION INFORMATION

**Task 3 - Ratio of home games and temporal demand**

	Football			Cricket		Rugby League		Rugby Union		Hockey	
	Senior	Junior	Mini	Senior	Junior	Senior	Junior	Senior	Junior	Senior	Junior
Ratio of home games	0.5	0.5	0.5	0.5	0.5	0.5	0.5	0.5	0.5	0.5	0.5
Temporal Use %											
Saturday AM	0%	40%	0%	0%	0%	0%	0%	0%	0%	0%	
Saturday PM	7%	0%	0%	50%	0%	0%	0%	100%	0%	100%	
Sunday AM	82%	45%	50%	0%	0%	0%	0%	0%	100%		0%
Sunday PM	7%	5%	50%	30%	0%	0%	0%	0%	0%		100%
Mid week 1- Specify day	4%	0%	0%	20%	100%	0%	0%	0%	0%		
Mid week 2- Specify day	0%	0%	0%	0%	0%	0%	0%	0%	0%		

**Task 4**

**Assumptions for the Future PPM calculations**

Impact of sports development	Percentage increase
Football	5%
Mini soccer	3%
Cricket	3%
Rugby League	3%
Rugby Union	3%
Hockey	3%

**Task 5**

**Future adult / junior team ratio**

Future adult / junior team ratio	Percentage of adult teams	Percentage of junior teams
Football	50%	50%
Cricket	80%	20%
Rugby League	50%	50%
Rugby Union	25%	75%
Hockey	50%	50%

APPENDIX 4 PPM GOSPORT 2013 2021 PROVIDING SECURED AND UNSECURED COMMUNITY USE PLAYING PITCHES - ACTIVE PARTICIPATION INFORMATION

District Wide	Total Future Active Population (6-55yrs) 2021	Football								Rugby League				Rugby Union				Cricket			Hockey			
		Seniors		Junior		Minis				Seniors		Junior		Seniors		Junior		Seniors	Junior	Seniors		Junior		
		No of teams	No of pitches	No of teams	No of pitches	No of teams	Equiv teams	No of pitches	Equiv pitches	No of teams	No of pitches	No of teams	No of pitches	No of teams	No of pitches	No of teams	No of pitches	No of teams	No of pitches	No of teams	No of pitches	No of teams	No of pitches	No of teams
Gosport	51860	46	34	42	13	31	0	15	0	0	0	0	0	6	5	3	2	10	5	3	6	1	6	
		0	0	0	0	0	0	0	0	0	0	0	0	0	0	0	0	0	0	0	0	0	0	0
		0	0	0	0	0	0	0	0	0	0	0	0	0	0	0	0	0	0	0	0	0	0	0
		0	0	0	0	0	0	0	0	0	0	0	0	0	0	0	0	0	0	0	0	0	0	0
		0	0	0	0	0	0	0	0	0	0	0	0	0	0	0	0	0	0	0	0	0	0	0
		0	0	0	0	0	0	0	0	0	0	0	0	0	0	0	0	0	0	0	0	0	0	0
		0	0	0	0	0	0	0	0	0	0	0	0	0	0	0	0	0	0	0	0	0	0	0
		0	0	0	0	0	0	0	0	0	0	0	0	0	0	0	0	0	0	0	0	0	0	0
		0	0	0	0	0	0	0	0	0	0	0	0	0	0	0	0	0	0	0	0	0	0	0
		0	0	0	0	0	0	0	0	0	0	0	0	0	0	0	0	0	0	0	0	0	0	0
		0	0	0	0	0	0	0	0	0	0	0	0	0	0	0	0	0	0	0	0	0	0	0
		0	0	0	0	0	0	0	0	0	0	0	0	0	0	0	0	0	0	0	0	0	0	0
		0	0	0	0	0	0	0	0	0	0	0	0	0	0	0	0	0	0	0	0	0	0	0
		0	0	0	0	0	0	0	0	0	0	0	0	0	0	0	0	0	0	0	0	0	0	0
		0	0	0	0	0	0	0	0	0	0	0	0	0	0	0	0	0	0	0	0	0	0	0
		0	0	0	0	0	0	0	0	0	0	0	0	0	0	0	0	0	0	0	0	0	0	0
		0	0	0	0	0	0	0	0	0	0	0	0	0	0	0	0	0	0	0	0	0	0	0
		0	0	0	0	0	0	0	0	0	0	0	0	0	0	0	0	0	0	0	0	0	0	0
<b>Total</b>	<b>51860</b>	<b>46</b>	<b>34</b>	<b>42</b>	<b>13</b>	<b>31</b>	<b>0</b>	<b>15</b>	<b>0</b>	<b>0</b>	<b>0</b>	<b>0</b>	<b>0</b>	<b>6</b>	<b>5</b>	<b>3</b>	<b>2</b>	<b>10</b>	<b>5</b>	<b>3</b>	<b>6</b>	<b>1</b>	<b>6</b>	



APPENDIX 4 PPM GOSPORT 2013 2021 PROVIDING SECURED AND UNSECURED COMMUNITY USE PLAYING PITCHES - ACTIVE PARTICIPATION INFORMATION

	Age Groups	Pop'tion within Age group	Age group as a % of total active pop'tion	Number of Teams within age group	Teams generated per 1000 pop	TGR = Pop in age group needed to generate 1 team
<b>Football:</b>						
Mini-soccer (U7-U10s) - mixed	6-9yrs	3978	7.5%	31	7.8	128
Junior football - boys	10-15yrs	2833	5.3%	41	14.5	69
Junior football - girls	10-15yrs	2791	5.3%	1	0.4	2791
Men's football	16-45yrs	15721	29.6%	43	2.7	366
Women's football	16-45yrs	15699	29.6%	3	0.2	5233
<b>Totals for football (excluding mini)</b>		37044	69.8%	88	2.4	421
<b>Cricket:</b>						
Junior cricket - boys	11-17yrs	3479	6.6%	3	0.9	1160
Junior cricket - girls	11-17yrs	3350	6.3%	0	0.0	0
Men's cricket	18-55yrs	20621	38.9%	10	0.5	2062
Women's cricket	18-55yrs	20707	39.0%	0	0.0	0
<b>Totals for Cricket</b>		48157	90.8%	13	0.3	3704
<b>Hockey:</b>						
Junior hockey – boys	11-15yrs	2416	4.6%	3	1.2	805
Junior hockey – girls	11-15yrs	2345	4.4%	0	0.0	0
Men's hockey	16-45yrs	15721	29.6%	3	0.2	5240
Women's hockey	16-45yrs	15699	29.6%	3	0.2	5233
<b>Totals for Hockey</b>		36181	68.2%	9	0.2	4020
<b>Rugby Union:</b>						
Mini-rugby - mixed	8-12yrs	4644	8.8%	6	1.3	774
Junior rugby - boys	13-17yrs	2587	4.9%	7	2.7	370
Junior rugby - girls	16-17yrs	1005	1.9%	0	0.0	0
Men's rugby	18-45yrs	14658	27.6%	4	0.3	3665
Women's rugby	18-45yrs	14694	27.7%	0	0.0	0
<b>Totals for Rugby (ex mini)</b>		32944	62.1%	11	0.3	2995
<b>Rugby League:</b>						
Junior rugby - boys	13-17yrs	2587	4.9%	0	0.0	0
Junior rugby - girls	13-17yrs	2441	4.6%	0	0.0	0
Men's rugby	18-45yrs	14658	27.6%	0	0.0	0
Women's rugby	18-45yrs	14694	27.7%	0	0.00	0
<b>Totals for Rugby</b>		34380	64.8%	0	0.0	0
<b>All sports</b>		53048	100%	121	2.3	438

APPENDIX 4 PPM GOSPORT 2013 2021 PROVIDING SECURED AND UNSECURED COMMUNITY USE PLAYING PITCHES - ACTIVE PARTICIPATION INFORMATION

	Stage 1		Stage 2		Stage 3		Stage 6		Stage 7 (S6- S5)											
	Nr of teams		Ratio		(S1 x S2)		Audit		Shortfall or surplus											
	Adult teams (senior)	Junior teams (junior)	Games per week (senior)	Games per week (junior)	Games per week (senior)	Games per week (junior)	Nr of pitches (senior)	Nr of pitches (junior)	Saturday AM (senior)	Saturday PM (senior)	Saturday AM (junior)	Saturday PM (junior)	Sunday AM (senior)	Sunday PM (senior)	Sunday AM (junior)	Sunday PM (junior)	Mid Week 1 Tuesday (senior)	Mid Week 1 Tuesday (junior)	Mid Week 2 Thursday (senior)	Mid Week 2 Thursday (junior)
<b>Football</b>																				
<b>Total</b>	<b>46</b>	<b>42</b>	<b>0.5</b>	<b>0.5</b>	<b>23</b>	<b>21</b>	<b>34</b>	<b>13</b>	<b>34.0</b>	<b>32.4</b>	<b>4.6</b>	<b>13.0</b>	<b>15.1</b>	<b>32.4</b>	<b>3.6</b>	<b>12.0</b>	<b>33.1</b>	<b>13.0</b>	<b>34.0</b>	<b>13.0</b>

NB No need to use team equivalents if mini soccer has its own dedicated pitches

	Stage 1		Stage 2		Stage 3		Stage 6		Stage 7 (S6- S5)											
	Nr of teams		Ratio		(S1 x S2)		Audit		Shortfall or surplus											
	Teams	Team equivalents	Games per week	Games per week	Equivalent games per week	Nr of mini pitches	Nr of pitches (adult equiv)	Saturday AM	Saturday PM	Sunday AM	Sunday PM	Mid Week 1	Mid Week 2							
<b>Mini soccer</b>																				
<b>Total</b>	<b>31</b>	<b>0</b>	<b>0.5</b>	<b>15.5</b>	<b>0</b>	<b>15</b>	<b>0</b>	<b>15.0</b>	<b>15.0</b>	<b>7.3</b>	<b>7.3</b>	<b>15.0</b>	<b>15.0</b>							

	Stage 1		Stage 2		Stage 3		Stage 6		Stage 7 (S6- S5)										
	Nr of teams		Ratio		(S1 x S2)		Audit		Shortfall or surplus										
	Adult teams (senior)	Junior teams (junior)	Games per week (senior)	Games per week (junior)	Games per week (senior)	Games per week (junior)	Nr of pitches	Saturday AM (senior)	Saturday PM (senior)	Saturday AM (junior)	Saturday PM (junior)	Sunday AM (senior)	Sunday PM (senior)	Sunday AM (junior)	Sunday PM (junior)	Mid Week 1 Tuesday (senior)	Mid Week 1 Tuesday (junior)	Mid Week 2 Thursday (senior)	Mid Week 2 Thursday (junior)
<b>Cricket</b>																			
<b>Total</b>	<b>10</b>	<b>3</b>	<b>0.5</b>	<b>0.5</b>	<b>5</b>	<b>1.5</b>	<b>5</b>	<b>5.0</b>	<b>2.5</b>	<b>5.0</b>	<b>5.0</b>	<b>5.0</b>	<b>3.5</b>	<b>5.0</b>	<b>5.0</b>	<b>4.0</b>	<b>3.5</b>	<b>5.0</b>	<b>5.0</b>

APPENDIX 4 PPM GOSPORT 2013 2021 PROVIDING SECURED AND UNSECURED COMMUNITY USE PLAYING PITCHES - ACTIVE PARTICIPATION INFORMATION

	Stage 1		Stage 2		Stage 3		Stage 6		Stage 7 (S6- S5)											
	Nr of teams		Ratio		(S1 x S2)		Audit		Shortfall or surplus											
	Adult teams (senior)	Junior teams (junior)	Games per week (senior)	Games per week (junior)	Games per week (senior)	Games per week (junior)	Nr of pitches (senior)	Nr of pitches (junior)	Saturday AM (senior)	Saturday PM (senior)	Saturday AM (junior)	Saturday PM (junior)	Sunday AM (senior)	Sunday PM (senior)	Sunday AM (junior)	Sunday PM (junior)	Mid Week 1 Tuesday (senior)	Mid Week 1 Tuesday (junior)	Mid Week 2 Thursday (senior)	Mid Week 2 Thursday (junior)
<b>Rugby League</b>																				
<b>Total</b>	<b>0</b>	<b>0</b>	<b>0.5</b>	<b>0.5</b>	<b>0</b>	<b>0</b>	<b>0</b>	<b>0</b>	<b>0.0</b>	<b>0.0</b>	<b>0.0</b>	<b>0.0</b>	<b>0.0</b>	<b>0.0</b>	<b>0.0</b>	<b>0.0</b>	<b>0.0</b>	<b>0.0</b>	<b>0.0</b>	<b>0.0</b>

	Stage 1		Stage 2		Stage 3		Stage 6		Stage 7 (S6- S5)											
	Nr of teams		Ratio		(S1 x S2)		Audit		Shortfall or surplus											
	Adult teams (senior)	Junior teams (junior)	Games per week (senior)	Games per week (junior)	Games per week (senior)	Games per week (junior)	Nr of pitches (senior)	Nr of pitches (junior)	Saturday AM (senior)	Saturday PM (senior)	Saturday AM (junior)	Saturday PM (junior)	Sunday AM (senior)	Sunday PM (senior)	Sunday AM (junior)	Sunday PM (junior)	Mid Week 1 Tuesday (senior)	Mid Week 1 Tuesday (junior)	Mid Week 2 Thursday (senior)	Mid Week 2 Thursday (junior)
<b>Rugby Union</b>																				
<b>Total</b>	<b>6</b>	<b>3</b>	<b>0.5</b>	<b>0.5</b>	<b>3</b>	<b>1.5</b>	<b>5</b>	<b>2</b>	<b>5.0</b>	<b>2.0</b>	<b>2.0</b>	<b>2.0</b>	<b>5.0</b>	<b>5.0</b>	<b>0.5</b>	<b>2.0</b>	<b>5.0</b>	<b>2.0</b>	<b>5.0</b>	<b>2.0</b>

	Stage 1		Stage 2		Stage 3		Stage 6		Stage 7 (S6- S5)											
	Nr of teams		Ratio		(S1 x S2)		Audit		Shortfall or surplus											
	Adult teams (senior)	Junior teams (junior)	Games per week (senior)	Games per week (junior)	Games per week (senior)	Games per week (junior)	Nr of pitches		Saturday AM (senior)	Saturday PM (senior)	Saturday AM (junior)	Saturday PM (junior)	Sunday AM (senior)	Sunday PM (senior)	Sunday AM (junior)	Sunday PM (junior)	Mid Week 1 Tuesday (senior)	Mid Week 1 Tuesday (junior)	Mid Week 2 Thursday (senior)	Mid Week 2 Thursday (junior)
<b>Hockey</b>																				
<b>Total</b>	<b>6</b>	<b>6</b>	<b>0.5</b>	<b>0.5</b>	<b>3</b>	<b>3</b>	<b>1</b>		<b>1.0</b>	<b>-2.0</b>	<b>1.0</b>	<b>1.0</b>	<b>1.0</b>	<b>1.0</b>	<b>1.0</b>	<b>-2.0</b>	<b>1.0</b>	<b>1.0</b>	<b>1.0</b>	<b>1.0</b>

APPENDIX 4 PPM GOSPORT 2013 2021 PROVIDING SECURED AND UNSECURED COMMUNITY USE PLAYING PITCHES - ACTIVE PARTICIPATION INFORMATION

Future year	Total Future Active population (6-55 yrs)	Team Generation Rate (TGR)						Estimated teams by ward					
		Mini soccer	Football	Cricket	Rugby Union	Rugby League	Hockey	Mini soccer	Football	Cricket	Rugby Union	Rugby League	Hockey
Gosport	51860	128	421	3704	2995	0	4020	30.3	86.0	12.7	10.8	0.0	8.8
0	0	128	421	3704	2995	0	4020	0.0	0.0	0.0	0.0	0.0	0.0
0	0	128	421	3704	2995	0	4020	0.0	0.0	0.0	0.0	0.0	0.0
0	0	128	421	3704	2995	0	4020	0.0	0.0	0.0	0.0	0.0	0.0
0	0	128	421	3704	2995	0	4020	0.0	0.0	0.0	0.0	0.0	0.0
0	0	128	421	3704	2995	0	4020	0.0	0.0	0.0	0.0	0.0	0.0
0	0	128	421	3704	2995	0	4020	0.0	0.0	0.0	0.0	0.0	0.0
0	0	128	421	3704	2995	0	4020	0.0	0.0	0.0	0.0	0.0	0.0
0	0	128	421	3704	2995	0	4020	0.0	0.0	0.0	0.0	0.0	0.0
0	0	128	421	3704	2995	0	4020	0.0	0.0	0.0	0.0	0.0	0.0
0	0	128	421	3704	2995	0	4020	0.0	0.0	0.0	0.0	0.0	0.0
0	0	128	421	3704	2995	0	4020	0.0	0.0	0.0	0.0	0.0	0.0
0	0	128	421	3704	2995	0	4020	0.0	0.0	0.0	0.0	0.0	0.0
0	0	128	421	3704	2995	0	4020	0.0	0.0	0.0	0.0	0.0	0.0
0	0	128	421	3704	2995	0	4020	0.0	0.0	0.0	0.0	0.0	0.0
0	0	128	421	3704	2995	0	4020	0.0	0.0	0.0	0.0	0.0	0.0
0	0	128	421	3704	2995	0	4020	0.0	0.0	0.0	0.0	0.0	0.0
0	0	128	421	3704	2995	0	4020	0.0	0.0	0.0	0.0	0.0	0.0
0	0	128	421	3704	2995	0	4020	0.0	0.0	0.0	0.0	0.0	0.0
0	0	128	421	3704	2995	0	4020	0.0	0.0	0.0	0.0	0.0	0.0
0	0	128	421	3704	2995	0	4020	0.0	0.0	0.0	0.0	0.0	0.0
0	0	128	421	3704	2995	0	4020	0.0	0.0	0.0	0.0	0.0	0.0
<b>Overall</b>	<b>51860</b>	<b>128</b>	<b>421</b>	<b>3704</b>	<b>2995</b>	<b>0</b>	<b>4020</b>	<b>30.3</b>	<b>86.0</b>	<b>12.7</b>	<b>10.8</b>	<b>0.0</b>	<b>8.8</b>

APPENDIX 4 PPM GOSPORT 2013 2021 PROVIDING SECURED AND UNSECURED COMMUNITY USE PLAYING PITCHES - ACTIVE PARTICIPATION INFORMATION

Football Future Year	Predicted teams			Stage 1 Nr of teams		Stage 2 Ratio		Stage 3 (S1 x S2)		Stage 6 Audit		Stage 7 (S6- S5) Shortfall or surplus											
	Nr of teams calculated from TGR (adult + junior)	Growth factor	New number of teams	Adult teams (senior)	Junior teams (junior)	Games per week (senior)	Games per week (junior)	Games per week (senior)	Games per week (junior)	Nr of pitches (senior)	Nr of pitches (junior)	Saturday AM (senior)	Saturday PM (senior)	Saturday AM (junior)	Saturday PM (junior)	Sunday AM (senior)	Sunday PM (senior)	Sunday AM (junior)	Sunday PM (junior)	Mid Week 1 Tuesday (senior)	Mid Week 1 Tuesday (junior)	Mid Week 2 Thursday (senior)	Mid Week 2 Thursday (junior)
Total	86.0	5%	90.3	45.2	45.2	0.5	0.5	22.6	22.6	34	13	34.0	32.4	4.0	13.0	15.5	32.4	2.8	11.9	33.1	13.0	34.0	13.0

Mini Soccer Future Year	Predicted teams			Stage 1 Nr of teams		Stage 2 Ratio		Stage 3 (S1 x S2)		Stage 6 Audit		Stage 7 (S6- S5) Shortfall or surplus											
	Nr of teams calculated from TGR	Growth factor	New number of mini teams	New team equivalents	Games per week	Equivalent Games per week	Games per week	Equivalent Games per week	Nr of mini pitches	Nr of pitches (adult equiv)	Saturday AM	Saturday PM	Sunday AM	Sunday PM	Mid Week 1	Mid Week 2							
Total	30.3	3%	31.2	0.0	0.5	15.6	0.0	15	0	15.0	15.0	7.2	7.2	15.0	15.0								

Cricket Future Year	Predicted teams			Stage 1 Nr of teams		Stage 2 Ratio		Stage 3 (S1 x S2)		Stage 6 Audit		Stage 7 (S6- S5) Shortfall or surplus											
	Nr of teams calculated from TGR	Growth factor	New number of teams	Adult teams	Junior teams	Games per week (senior)	Games per week (junior)	Games per week (senior)	Games per week (junior)	Nr of pitches	Saturday AM (senior)	Saturday PM (senior)	Saturday AM (junior)	Saturday PM (junior)	Sunday AM (senior)	Sunday PM (senior)	Sunday AM (junior)	Sunday PM (junior)	Mid Week 1 Tuesday (senior)	Mid Week 1 Tuesday (junior)	Mid Week 2 Thursday (senior)	Mid Week 2 Thursday (junior)	
Total	12.7	3%	13.09	10.5	2.6	0.5	0.5	5.2	1.3	5	5.0	2.4	5.0	5.0	5.0	3.4	5.0	5.0	4.0	3.7	5.0	5.0	
	Assume		80%	20%																			



APPENDIX 4 PPM GOSPORT 2013 2021 PROVIDING SECURED AND UNSECURED COMMUNITY USE PLAYING PITCHES - ACTIVE PARTICIPATION INFORMATION

Rugby Union Future Year	Nr of teams calculated from TGR	Growth factor	New number of teams	Stage 1 Nr of teams		Stage 2 Ratio		Stage 3 (S1 x S2)		Stage 6 Audit		Stage 7 (S6- S5) Shortfall or surplus											
				Adult	junr	Games per week (senior)	Games per week (junior)	Games per week (senior)	Games per week (junior)	Nr of pitches (senior)	Nr of pitches (junior)	Saturday AM (senior)	Saturday PM (senior)	Saturday AM (junior)	Saturday PM (junior)	Sunday AM (senior)	Sunday PM (senior)	Sunday AM (junior)	Sunday PM (junior)	Mid Week 1 Tuesday (senior)	Mid Week 1 Tuesday (junior)	Mid Week 2 Thursday (senior)	Mid Week 2 Thursday (junior)
				adult	junr																		
<b>Total</b>	<b>10.8</b>	<b>3%</b>	<b>11.1</b>	<b>2.8</b>	<b>8.3</b>	<b>0.5</b>	<b>0.5</b>	<b>1.38453</b>	<b>4.1536</b>	<b>5</b>	<b>2</b>	<b>5.0</b>	<b>3.6</b>	<b>2.0</b>	<b>2.0</b>	<b>5.0</b>	<b>5.0</b>	<b>-2.2</b>	<b>2.0</b>	<b>5.0</b>	<b>2.0</b>	<b>5.0</b>	<b>2.0</b>

Rugby League Future Year	Nr of teams calculated from TGR	Growth factor	New number of teams	Stage 1 Nr of teams		Stage 2 Ratio		Stage 3 (S1 x S2)		Stage 6 Audit		Stage 7 (S6- S5) Shortfall or surplus											
				Adult	junr	Games per week (senior)	Games per week (junior)	Games per week (senior)	Games per week (junior)	Nr of pitches (senior)	Nr of pitches (junior)	Saturday AM (senior)	Saturday PM (senior)	Saturday AM (junior)	Saturday PM (junior)	Sunday AM (senior)	Sunday PM (senior)	Sunday AM (junior)	Sunday PM (junior)	Mid Week 1 Tuesday (senior)	Mid Week 1 Tuesday (junior)	Mid Week 2 Thursday (senior)	Mid Week 2 Thursday (junior)
				adult	junr																		
<b>Total</b>	<b>0.0</b>	<b>3%</b>	<b>0.0</b>	<b>0.0</b>	<b>0.0</b>	<b>0.5</b>	<b>0.5</b>	<b>0</b>	<b>0</b>	<b>0</b>	<b>0</b>	<b>0.0</b>	<b>0.0</b>	<b>0.0</b>	<b>0.0</b>	<b>0.0</b>	<b>0.0</b>	<b>0.0</b>	<b>0.0</b>	<b>0.0</b>	<b>0.0</b>	<b>0.0</b>	<b>0.0</b>

Hockey Future Year	Nr of teams calculated from TGR	Growth factor	New number of teams	Stage 1 Nr of teams		Stage 2 Ratio		Stage 3 (S1 x S2)		Stage 6 Audit		Stage 7 (S6- S5) Shortfall or surplus											
				Adult	junr	Games per week (senior)	Games per week (junior)	Games per week (adult)	Games per week (junior)	Nr of pitches	Saturday AM (senior)	Saturday PM (senior)	Saturday AM (junior)	Saturday PM (junior)	Sunday AM (senior)	Sunday PM (senior)	Sunday AM (junior)	Sunday PM (junior)	Mid Week 1 Tuesday (senior)	Mid Week 1 Tuesday (junior)	Mid Week 2 Thursday (senior)	Mid Week 2 Thursday (junior)	
				adult	junr																		
<b>Total</b>	<b>8.8</b>	<b>3%</b>	<b>9.1</b>	<b>4.5</b>	<b>4.5</b>	<b>0.5</b>	<b>0.5</b>	<b>2.2656</b>	<b>2.2656</b>	<b>1</b>		<b>1.0</b>	<b>-1.3</b>	<b>1.0</b>	<b>1.0</b>	<b>1.0</b>	<b>1.0</b>	<b>1.0</b>	<b>1.0</b>	<b>1.0</b>	<b>1.0</b>	<b>1.0</b>	<b>1.0</b>



**APPENDIX 4a**  
**PPM GOSPORT 2013 – 2021 SECURED**  
**COMMUNITY USE PLAYING PITCHES**

APPENDIX 4a. PPM GOSPORT 2013 2021 PROVIDING SECURED COMMUNITY USE PLAYING PITCHES ONLY - ACTIVE PARTICIPATION INFORMATION

**Task 1 - Population Totals within Active Age Groups**

Active Age Group	Sport	Male	Female	Mixed
0-5 years	Non active			6592
6-9 years	Football			3978
8-12 years				4644
10-15 years		2833	2791	
11-15 years		2416	2345	
11-17 years		3479	3350	
13-17 years	Rugby	2587	2441	
16-17 years	Rugby		1005	
16-45 years	F'ball/Hockey	15721	15699	
18-45 years	Rugby	14658	14694	
18-55 years	Cricket	20621	20707	
Over 55 years	Non active			25214

<b>Total area population within Active Age Groups (6-55yrs)</b>	53048
---	-------

<b>Total area population</b>	83740
------------------------------	-------

APPENDIX 4a. PPM GOSPORT 2013 2021 PROVIDING SECURED COMMUNITY USE PLAYING PITCHES ONLY - ACTIVE PARTICIPATION INFORMATION

**Task 2 - Total number of Teams within Area**

	Age Group	Number of Teams
<b>Football:</b>		
Mini-soccer (U7-U10s) - mixed	6-9yrs	31
Junior football - boys	10-15yrs	41
Junior football - girls	10-15yrs	1
Men's football	16-45yrs	43
Women's football	16-45yrs	3
Totals for football (exc mini)		88
<b>Cricket:</b>		
Junior cricket - boys	11-17yrs	3
Junior cricket - girls	11-17yrs	0
Men's cricket	18-55yrs	10
Women's cricket	18-55yrs	0
Totals for Cricket		13
<b>Hockey:</b>		
Junior hockey – boys	11-15yrs	3
Junior hockey – girls	11-15yrs	0
Men's hockey	16-45yrs	3
Women's hockey	16-45yrs	3
Totals for Hockey		9
<b>Rugby Union:</b>		
Mini-rugby - mixed	8-12yrs	6
Junior rugby - boys	13-17yrs	7
Junior rugby - girls	16-17yrs	0
Men's rugby	18-45yrs	4
Women's rugby	18-45yrs	0
Totals for Rugby (ex mini)		11
<b>Rugby League:</b>		
Junior rugby - boys	13-17yrs	0
Junior rugby - girls	13-17yrs	0
Men's rugby	18-45yrs	0
Women's rugby	18-45yrs	0
Totals for Rugby		0

APPENDIX 4a. PPM GOSPORT 2013 2021 PROVIDING SECURED COMMUNITY USE PLAYING PITCHES ONLY - ACTIVE PARTICIPATION INFORMATION

**Task 3 - Ratio of home games and temporal demand**

	Football			Cricket		Rugby League		Rugby Union		Hockey	
	Senior	Junior	Mini	Senior	Junior	Senior	Junior	Senior	Junior	Senior	Junior
Ratio of home games	0.5	0.5	0.5	0.5	0.5	0.5	0.5	0.5	0.5	0.5	0.5
Temporal Use %											
Saturday AM	0%	40%	45%	0%	0%	0%	0%	0%	0%	0%	0%
Saturday PM	11%	0%	0%	50%	0%	0%	0%	100%	0%	100%	
Sunday AM	78%	55%	55%	0%	0%	0%	0%	0%	100%		0%
Sunday PM	7%	5%	0%	30%	0%	0%	0%	0%	0%		100%
Mid week 1- Specify day	4%	0%	0%	20%	100%	0%	0%	0%	0%		
Mid week 2- Specify day	0%	0%	0%	0%	0%	0%	0%	0%	0%		

**Task 4  
Assumptions for the Future PPM calculations**

Impact of sports development	Percentage increase
Football	10%
Mini soccer	3%
Cricket	3%
Rugby League	3%
Rugby Union	3%
Hockey	3%

**Task 5  
Future adult / junior team ratio**

Future adult / junior team ratio	Percentage of adult teams	Percentage of junior teams
Football	50%	50%
Cricket	80%	20%
Rugby League	50%	50%
Rugby Union	25%	75%
Hockey	50%	50%



APPENDIX 4a. PPM GOSPORT 2013 2021 PROVIDING SECURED COMMUNITY USE PLAYING PITCHES ONLY - DISTRICT POPULATION

District Wide	Total Future Active Population (6-55yrs) 2021	Football								Rugby League				Rugby Union				Cricket			Hockey		
		Seniors		Junior		Minis				Seniors		Junior		Seniors		Junior		Seniors		Junior	Seniors		Junior
		No of teams	No of pitches	No of teams	No of pitches	No of teams	Equiv teams	No of pitches	Equiv pitches	No of teams	No of pitches	No of teams	No of pitches	No of teams	No of pitches	No of teams	No of pitches	No of teams	No of pitches	No of teams	No of pitches	No of teams	No of pitches
Gosport	51860	46	22	42	13	31	0	15	0	0	0	0	0	6	5	3	2	10	5	3	6	1	6
0	0	0	0	0	0	0	0	0	0	0	0	0	0	0	0	0	0	0	0	0	0	0	0
0	0	0	0	0	0	0	0	0	0	0	0	0	0	0	0	0	0	0	0	0	0	0	0
0	0	0	0	0	0	0	0	0	0	0	0	0	0	0	0	0	0	0	0	0	0	0	0
0	0	0	0	0	0	0	0	0	0	0	0	0	0	0	0	0	0	0	0	0	0	0	0
0	0	0	0	0	0	0	0	0	0	0	0	0	0	0	0	0	0	0	0	0	0	0	0
0	0	0	0	0	0	0	0	0	0	0	0	0	0	0	0	0	0	0	0	0	0	0	0
0	0	0	0	0	0	0	0	0	0	0	0	0	0	0	0	0	0	0	0	0	0	0	0
0	0	0	0	0	0	0	0	0	0	0	0	0	0	0	0	0	0	0	0	0	0	0	0
0	0	0	0	0	0	0	0	0	0	0	0	0	0	0	0	0	0	0	0	0	0	0	0
0	0	0	0	0	0	0	0	0	0	0	0	0	0	0	0	0	0	0	0	0	0	0	0
0	0	0	0	0	0	0	0	0	0	0	0	0	0	0	0	0	0	0	0	0	0	0	0
0	0	0	0	0	0	0	0	0	0	0	0	0	0	0	0	0	0	0	0	0	0	0	0
0	0	0	0	0	0	0	0	0	0	0	0	0	0	0	0	0	0	0	0	0	0	0	0
0	0	0	0	0	0	0	0	0	0	0	0	0	0	0	0	0	0	0	0	0	0	0	0
0	0	0	0	0	0	0	0	0	0	0	0	0	0	0	0	0	0	0	0	0	0	0	0
0	0	0	0	0	0	0	0	0	0	0	0	0	0	0	0	0	0	0	0	0	0	0	0
0	0	0	0	0	0	0	0	0	0	0	0	0	0	0	0	0	0	0	0	0	0	0	0
0	0	0	0	0	0	0	0	0	0	0	0	0	0	0	0	0	0	0	0	0	0	0	0
0	0	0	0	0	0	0	0	0	0	0	0	0	0	0	0	0	0	0	0	0	0	0	0
0	0	0	0	0	0	0	0	0	0	0	0	0	0	0	0	0	0	0	0	0	0	0	0
<b>Total</b>	<b>51860</b>	<b>46</b>	<b>22</b>	<b>42</b>	<b>13</b>	<b>31</b>	<b>0</b>	<b>15</b>	<b>0</b>	<b>0</b>	<b>0</b>	<b>0</b>	<b>0</b>	<b>6</b>	<b>5</b>	<b>3</b>	<b>2</b>	<b>10</b>	<b>5</b>	<b>3</b>	<b>6</b>	<b>1</b>	<b>6</b>

APPENDIX 4a. PPM GOSPORT 2013 2021 PROVIDING SECURED COMMUNITY USE PLAYING PITCHES ONLY - TEAM GENERATION RATE CALCULATOR

	Age Groups	Pop'tion within Age group	Age group as a % of total active pop'tion	Number of Teams within age group	Teams generated per 1000 pop	TGR = Pop in age group needed to generate 1 team
<b>Football:</b> Mini-soccer (U7-U10s) - mixed	6-9yrs	3978	7.5%	31	7.8	128
	Junior football - boys	2833	5.3%	41	14.5	69
	Junior football - girls	2791	5.3%	1	0.4	2791
	Men's football	15721	29.6%	43	2.7	366
	Women's football	15699	29.6%	3	0.2	5233
	<b>Totals for football (excluding mini)</b>		37044	69.8%	88	2.4
<b>Cricket:</b> Junior cricket - boys Junior cricket - girls Men's cricket Women's cricket	11-17yrs	3479	6.6%	3	0.9	1160
	11-17yrs	3350	6.3%	0	0.0	0
	18-55yrs	20621	38.9%	10	0.5	2062
	18-55yrs	20707	39.0%	0	0.0	0
	<b>Totals for Cricket</b>	48157	90.8%	13	0.3	3704
<b>Hockey:</b> Junior hockey – boys Junior hockey – girls Men's hockey Women's hockey	11-15yrs	2416	4.6%	3	1.2	805
	11-15yrs	2345	4.4%	0	0.0	0
	16-45yrs	15721	29.6%	3	0.2	5240
	16-45yrs	15699	29.6%	3	0.2	5233
	<b>Totals for Hockey</b>	36181	68.2%	9	0.2	4020
<b>Rugby Union:</b> Mini-rugby - mixed Junior rugby - boys Junior rugby - girls Men's rugby Women's rugby	8-12yrs	4644	8.8%	6	1.3	774
	13-17yrs	2587	4.9%	7	2.7	370
	16-17yrs	1005	1.9%	0	0.0	0
	18-45yrs	14658	27.6%	4	0.3	3665
	18-45yrs	14694	27.7%	0	0.0	0
	<b>Totals for Rugby (ex mini)</b>	32944	62.1%	11	0.3	2995
<b>Rugby League:</b> Junior rugby - boys Junior rugby - girls Men's rugby Women's rugby	13-17yrs	2587	4.9%	0	0.0	0
	13-17yrs	2441	4.6%	0	0.0	0
	18-45yrs	14658	27.6%	0	0.0	0
	18-45yrs	14694	27.7%	0	0.00	0
	<b>Totals for Rugby</b>	34380	64.8%	0	0.0	0
<b>All sports</b>		53048	100%	121	2.3	438

APPENDIX 4a. PPM GOSPORT 2013 2021 PROVIDING SECURED COMMUNITY USE PLAYING PITCHES ONLY - PPM CURRENT POPULATION 2013

Playing Pitch Methodology Current Year

	Stage 1 Nr of teams		Stage 2 Ratio		Stage 3 (S1 x S2)		Stage 6 Audit		Stage 7 (S6- S5) Shortfall or surplus											
	Adult teams (senior)	Junior teams (junior)	Games per week (senior)	Games per week (junior)	Games per week (senior)	Games per week (junior)	Nr of pitches (senior)	Nr of pitches (junior)	Saturday AM (senior)	Saturday PM (senior)	Saturday AM (junior)	Saturday PM (junior)	Sunday AM (senior)	Sunday PM (senior)	Sunday AM (junior)	Sunday PM (junior)	Mid Week 1 Tuesday (senior)	Mid Week 1 Tuesday (junior)	Mid Week 2 Thursday (senior)	Mid Week 2 Thursday (junior)
<b>Football</b>																				
<b>Total</b>	<b>46</b>	<b>42</b>	<b>0.5</b>	<b>0.5</b>	<b>23</b>	<b>21</b>	<b>22</b>	<b>13</b>	<b>22.0</b>	<b>19.5</b>	<b>4.6</b>	<b>13.0</b>	<b>4.1</b>	<b>20.4</b>	<b>1.5</b>	<b>12.0</b>	<b>21.1</b>	<b>13.0</b>	<b>22.0</b>	<b>13.0</b>

NB No need to use team equivalents if mini soccer has its own dedicated pitches

	Stage 1 Nr of teams		Stage 2 Ratio		Stage 3 (S1 x S2)		Stage 6 Audit		Stage 7 (S6- S5) Shortfall or surplus											
	Teams	Team equivalents	Games per week	Games per week	Games per week	Equivalent games per week	Nr of mini pitches	Nr of pitches (adult equiv)	Saturday AM	Saturday PM	Sunday AM	Sunday PM	Mid Week 1	Mid Week 2						
<b>Mini soccer</b>																				
<b>Total</b>	<b>31</b>	<b>0</b>	<b>0.5</b>	<b>15.5</b>	<b>15.5</b>	<b>0</b>	<b>15</b>	<b>0</b>	<b>8.0</b>	<b>15.0</b>	<b>6.5</b>	<b>15.0</b>	<b>15.0</b>	<b>15.0</b>						

	Stage 1 Nr of teams		Stage 2 Ratio		Stage 3 (S1 x S2)		Stage 6 Audit		Stage 7 (S6- S5) Shortfall or surplus											
	Adult teams (senior)	Junior teams (junior)	Games per week (senior)	Games per week (junior)	Games per week (senior)	Games per week (junior)	Nr of pitches		Saturday AM (senior)	Saturday PM (senior)	Saturday AM (junior)	Saturday PM (junior)	Sunday AM (senior)	Sunday PM (senior)	Sunday AM (junior)	Sunday PM (junior)	Mid Week 1 Tuesday (senior)	Mid Week 1 Tuesday (junior)	Mid Week 2 Thursday (senior)	Mid Week 2 Thursday (junior)
<b>Cricket</b>																				
<b>Total</b>	<b>10</b>	<b>3</b>	<b>0.5</b>	<b>0.5</b>	<b>5</b>	<b>1.5</b>	<b>5</b>		<b>5.0</b>	<b>2.5</b>	<b>5.0</b>	<b>5.0</b>	<b>5.0</b>	<b>3.5</b>	<b>5.0</b>	<b>5.0</b>	<b>4.0</b>	<b>3.5</b>	<b>5.0</b>	<b>5.0</b>

APPENDIX 4a. PPM GOSPORT 2013 2021 PROVIDING SECURED COMMUNITY USE PLAYING PITCHES ONLY - PPM CURRENT POPULATION 2013

	Stage 1 Nr of teams		Stage 2 Ratio		Stage 3 (S1 x S2)		Stage 6 Audit		Stage 7 (S6- S5) Shortfall or surplus											
	Adult teams (senior)	Junior teams (junior)	Games per week (senior)	Games per week (junior)	Games per week (senior)	Games per week (junior)	Nr of pitches (senior)	Nr of pitches (junior)	Saturday AM (senior)	Saturday PM (senior)	Saturday AM (junior)	Saturday PM (junior)	Sunday AM (senior)	Sunday PM (senior)	Sunday AM (junior)	Sunday PM (junior)	Mid Week 1 Tuesday (senior)	Mid Week 1 Tuesday (junior)	Mid Week 2 Thursday (senior)	Mid Week 2 Thursday (junior)
<b>Rugby League</b>																				
<b>Total</b>	<b>0</b>	<b>0</b>	<b>0.5</b>	<b>0.5</b>	<b>0</b>	<b>0</b>	<b>0</b>	<b>0</b>	<b>0.0</b>	<b>0.0</b>	<b>0.0</b>	<b>0.0</b>	<b>0.0</b>	<b>0.0</b>	<b>0.0</b>	<b>0.0</b>	<b>0.0</b>	<b>0.0</b>	<b>0.0</b>	<b>0.0</b>

	Stage 1 Nr of teams		Stage 2 Ratio		Stage 3 (S1 x S2)		Stage 6 Audit		Stage 7 (S6- S5) Shortfall or surplus											
	Adult teams (senior)	Junior teams (junior)	Games per week (senior)	Games per week (junior)	Games per week (senior)	Games per week (junior)	Nr of pitches (senior)	Nr of pitches (junior)	Saturday AM (senior)	Saturday PM (senior)	Saturday AM (junior)	Saturday PM (junior)	Sunday AM (senior)	Sunday PM (senior)	Sunday AM (junior)	Sunday PM (junior)	Mid Week 1 Tuesday (senior)	Mid Week 1 Tuesday (junior)	Mid Week 2 Thursday (senior)	Mid Week 2 Thursday (junior)
<b>Rugby Union</b>																				
<b>Total</b>	<b>6</b>	<b>3</b>	<b>0.5</b>	<b>0.5</b>	<b>3</b>	<b>1.5</b>	<b>5</b>	<b>2</b>	<b>5.0</b>	<b>2.0</b>	<b>2.0</b>	<b>2.0</b>	<b>5.0</b>	<b>5.0</b>	<b>0.5</b>	<b>2.0</b>	<b>5.0</b>	<b>2.0</b>	<b>5.0</b>	<b>2.0</b>

	Stage 1 Nr of teams		Stage 2 Ratio		Stage 3 (S1 x S2)		Stage 6 Audit		Stage 7 (S6- S5) Shortfall or surplus											
	Adult teams (senior)	Junior teams (junior)	Games per week (senior)	Games per week (junior)	Games per week (senior)	Games per week (junior)	Nr of pitches		Saturday AM (senior)	Saturday PM (senior)	Saturday AM (junior)	Saturday PM (junior)	Sunday AM (senior)	Sunday PM (senior)	Sunday AM (junior)	Sunday PM (junior)	Mid Week 1 Tuesday (senior)	Mid Week 1 Tuesday (junior)	Mid Week 2 Thursday (senior)	Mid Week 2 Thursday (junior)
<b>Hockey</b>																				
<b>Total</b>	<b>6</b>	<b>6</b>	<b>0.5</b>	<b>0.5</b>	<b>3</b>	<b>3</b>	<b>1</b>		<b>1.0</b>	<b>-2.0</b>	<b>1.0</b>	<b>1.0</b>	<b>1.0</b>	<b>1.0</b>	<b>1.0</b>	<b>-2.0</b>	<b>1.0</b>	<b>1.0</b>	<b>1.0</b>	<b>1.0</b>

APPENDIX 4a. PPM GOSPORT 2013 2021 PROVIDING SECURED COMMUNITY USE PLAYING PITCHES ONLY - ESTIMATED TEAMS BY TGR

Future year	Total Future Active population (6-55 yrs)	Team Generation Rate (TGR)						Estimated teams by ward					
		Mini soccer	Football	Cricket	Rugby Union	Rugby League	Hockey	Mini soccer	Football	Cricket	Rugby Union	Rugby League	Hockey
Gosport	51860	128	421	3704	2995	0	4020	30.3	86.0	12.7	10.8	0.0	8.8
0	0	128	421	3704	2995	0	4020	0.0	0.0	0.0	0.0	0.0	0.0
0	0	128	421	3704	2995	0	4020	0.0	0.0	0.0	0.0	0.0	0.0
0	0	128	421	3704	2995	0	4020	0.0	0.0	0.0	0.0	0.0	0.0
0	0	128	421	3704	2995	0	4020	0.0	0.0	0.0	0.0	0.0	0.0
0	0	128	421	3704	2995	0	4020	0.0	0.0	0.0	0.0	0.0	0.0
0	0	128	421	3704	2995	0	4020	0.0	0.0	0.0	0.0	0.0	0.0
0	0	128	421	3704	2995	0	4020	0.0	0.0	0.0	0.0	0.0	0.0
0	0	128	421	3704	2995	0	4020	0.0	0.0	0.0	0.0	0.0	0.0
0	0	128	421	3704	2995	0	4020	0.0	0.0	0.0	0.0	0.0	0.0
0	0	128	421	3704	2995	0	4020	0.0	0.0	0.0	0.0	0.0	0.0
0	0	128	421	3704	2995	0	4020	0.0	0.0	0.0	0.0	0.0	0.0
0	0	128	421	3704	2995	0	4020	0.0	0.0	0.0	0.0	0.0	0.0
0	0	128	421	3704	2995	0	4020	0.0	0.0	0.0	0.0	0.0	0.0
0	0	128	421	3704	2995	0	4020	0.0	0.0	0.0	0.0	0.0	0.0
0	0	128	421	3704	2995	0	4020	0.0	0.0	0.0	0.0	0.0	0.0
0	0	128	421	3704	2995	0	4020	0.0	0.0	0.0	0.0	0.0	0.0
0	0	128	421	3704	2995	0	4020	0.0	0.0	0.0	0.0	0.0	0.0
0	0	128	421	3704	2995	0	4020	0.0	0.0	0.0	0.0	0.0	0.0
0	0	128	421	3704	2995	0	4020	0.0	0.0	0.0	0.0	0.0	0.0
0	0	128	421	3704	2995	0	4020	0.0	0.0	0.0	0.0	0.0	0.0
0	0	128	421	3704	2995	0	4020	0.0	0.0	0.0	0.0	0.0	0.0
0	0	128	421	3704	2995	0	4020	0.0	0.0	0.0	0.0	0.0	0.0
0	0	128	421	3704	2995	0	4020	0.0	0.0	0.0	0.0	0.0	0.0
0	0	128	421	3704	2995	0	4020	0.0	0.0	0.0	0.0	0.0	0.0
0	0	128	421	3704	2995	0	4020	0.0	0.0	0.0	0.0	0.0	0.0
0	0	128	421	3704	2995	0	4020	0.0	0.0	0.0	0.0	0.0	0.0
0	0	128	421	3704	2995	0	4020	0.0	0.0	0.0	0.0	0.0	0.0
0	0	128	421	3704	2995	0	4020	0.0	0.0	0.0	0.0	0.0	0.0
<b>Overall</b>	<b>51860</b>	<b>128</b>	<b>421</b>	<b>3704</b>	<b>2995</b>	<b>0</b>	<b>4020</b>	<b>30.3</b>	<b>86.0</b>	<b>12.7</b>	<b>10.8</b>	<b>0.0</b>	<b>8.8</b>



APPENDIX 4a. PPM GOSPORT 2013 2021 PROVIDING SECURED COMMUNITY USE PLAYING PITCHES ONLY - PPM FUTURE POPULATION 2021

Playing Pitch Methodology - Future

Football Future Year	Predicted teams			Stage 1 Nr of teams		Stage 2 Ratio		Stage 3 (S1 x S2)		Stage 6 Audit		Stage 7 (S6- S5) Shortfall or surplus											
	Nr of teams calculated from TGR (adult + junior)	Growth factor	New number of teams	Adult teams (senior)	Junior teams (junior)	Games per week (senior)	Games per week (junior)	Games per week (senior)	Games per week (junior)	Nr of pitches (senior)	Nr of pitches (junior)	Saturday AM (senior)	Saturday PM (senior)	Saturday AM (junior)	Saturday PM (junior)	Sunday AM (senior)	Sunday PM (senior)	Sunday AM (junior)	Sunday PM (junior)	Mid Week 1 Tuesday (senior)	Mid Week 1 Tuesday (junior)	Mid Week 2 Thursday (senior)	Mid Week 2 Thursday (junior)
				Total	86.0	10%	94.6	47.3	47.3	0.5	0.5	23.7	23.7	22	13	22.0	19.4	3.5	13.0	3.5	20.3	-0.0	11.8

Mini Soccer Future Year	Predicted teams			Stage 1 Nr of teams		Stage 2 Ratio		Stage 3 (S1 x S2)		Stage 6 Audit		Stage 7 (S6- S5) Shortfall or surplus									
	Nr of teams calculated from TGR	Growth factor	New number of mini teams	New team equivalents	Games per week	Games per week	Equivalent Games per week	Nr of mini pitches	Nr of pitches (adult equiv)	Saturday AM	Saturday PM	Sunday AM	Sunday PM	Mid Week 1	Mid Week 2						
										Total	30.3	3%	31.2	0.0	0.5	15.6	0.0	15	0	8.0	15.0

Cricket Future Year	Predicted teams			Stage 1 Nr of teams		Stage 2 Ratio		Stage 3 (S1 x S2)		Stage 6 Audit		Stage 7 (S6- S5) Shortfall or surplus											
	Nr of teams calculated from TGR	Growth factor	New number of teams	Adult teams	Junior teams	Games per week (senior)	Games per week (junior)	Games per week (senior)	Games per week (junior)	Nr of pitches	Saturday AM (senior)	Saturday PM (senior)	Saturday AM (junior)	Saturday PM (junior)	Sunday AM (senior)	Sunday PM (senior)	Sunday AM (junior)	Sunday PM (junior)	Mid Week 1 Tuesday (senior)	Mid Week 1 Tuesday (junior)	Mid Week 2 Thursday (senior)	Mid Week 2 Thursday (junior)	
				Total	12.7	3%	13.0901	10.5	2.6	0.5	0.5	5.2	1.3	5	5.0	2.4	5.0	5.0	5.0	5.0	3.4	5.0	5.0

Assume

80%	20%
adult	junr

APPENDIX 4a. PPM GOSPORT 2013 2021 PROVIDING SECURED COMMUNITY USE PLAYING PITCHES ONLY - PPM FUTURE POPULATION 2021

Playing Pitch Methodology Future Year - Rugby Union

Rugby Union Future Year	Nr of teams calculated from TGR	Growth factor	New number of teams	Stage 1		Stage 2		Stage 3		Stage 6		Stage 7 (S6- S5)											
				Nr of teams		Ratio		(S1 x S2)		Audit		Shortfall or surplus											
				Adult teams (senior)	Junior teams (junior)	Games per week (senior)	Games per week (junior)	Games per week (senior)	Games per week (junior)	Nr of pitches (senior)	Nr of pitches (junior)	Saturday AM (senior)	Saturday PM (senior)	Saturday AM (junior)	Saturday PM (junior)	Sunday AM (senior)	Sunday PM (senior)	Sunday AM (junior)	Sunday PM (junior)	Mid Week 1 Tuesday (senior)	Mid Week 1 Tuesday (junior)	Mid Week 2 Thursday (senior)	Mid Week 2 Thursday (junior)
<b>Total</b>	<b>10.8</b>	<b>3%</b>	<b>11.1</b>	<b>2.8</b>	<b>8.3</b>	<b>0.5</b>	<b>0.5</b>	<b>1.38453</b>	<b>4.1536</b>	<b>5</b>	<b>2</b>	<b>5.0</b>	<b>3.6</b>	<b>2.0</b>	<b>2.0</b>	<b>5.0</b>	<b>5.0</b>	<b>-2.2</b>	<b>2.0</b>	<b>5.0</b>	<b>2.0</b>	<b>5.0</b>	<b>2.0</b>

Rugby League Future Year	Nr of teams calculated from TGR	Growth factor	New number of teams	Stage 1		Stage 2		Stage 3		Stage 6		Stage 7 (S6- S5)											
				Nr of teams		Ratio		(S1 x S2)		Audit		Shortfall or surplus											
				Adult teams (senior)	Junior teams (junior)	Games per week (senior)	Games per week (junior)	Games per week (senior)	Games per week (junior)	Nr of pitches (senior)	Nr of pitches (junior)	Saturday AM (senior)	Saturday PM (senior)	Saturday AM (junior)	Saturday PM (junior)	Sunday AM (senior)	Sunday PM (senior)	Sunday AM (junior)	Sunday PM (junior)	Mid Week 1 Tuesday (senior)	Mid Week 1 Tuesday (junior)	Mid Week 2 Thursday (senior)	Mid Week 2 Thursday (junior)
<b>Total</b>	<b>0.0</b>	<b>3%</b>	<b>0.0</b>	<b>0.0</b>	<b>0.0</b>	<b>0.5</b>	<b>0.5</b>	<b>0</b>	<b>0</b>	<b>0</b>	<b>0</b>	<b>0.0</b>	<b>0.0</b>	<b>0.0</b>	<b>0.0</b>	<b>0.0</b>	<b>0.0</b>	<b>0.0</b>	<b>0.0</b>	<b>0.0</b>	<b>0.0</b>	<b>0.0</b>	<b>0.0</b>

Hockey Future Year	Nr of teams calculated from TGR	Growth factor	New number of teams	Stage 1		Stage 2		Stage 3		Stage 6		Stage 7 (S6- S5)											
				Nr of teams		Ratio		(S1 x S2)		Audit		Shortfall or surplus											
				Adult teams (senior)	Junior teams (junior)	Games per week (senior)	Games per week (junior)	Games per week (adult)	Games per week (junior)	Nr of pitches	Saturday AM (senior)	Saturday PM (senior)	Saturday AM (junior)	Saturday PM (junior)	Sunday AM (senior)	Sunday PM (senior)	Sunday AM (junior)	Sunday PM (junior)	Mid Week 1 Tuesday (senior)	Mid Week 1 Tuesday (junior)	Mid Week 2 Thursday (senior)	Mid Week 2 Thursday (junior)	
<b>Total</b>	<b>8.8</b>	<b>3%</b>	<b>9.1</b>	<b>4.5</b>	<b>4.5</b>	<b>0.5</b>	<b>0.5</b>	<b>2.2656</b>	<b>2.2656</b>	<b>1</b>		<b>1.0</b>	<b>-1.3</b>	<b>1.0</b>	<b>1.0</b>	<b>1.0</b>	<b>1.0</b>	<b>-1.3</b>	<b>1.0</b>	<b>1.0</b>	<b>1.0</b>	<b>1.0</b>	<b>1.0</b>



**APPENDIX 5**  
**FOOTBALL NON-TECHNICAL QUALITY**  
**ASSESSMENT**

### Non Technical Visual Quality Assessment - Football

Please complete one form per pitch

<b>Site reference:</b> <b>6 figure grid reference</b> <b>Number of football pitches on</b> <b>Availability:</b> <small>Community Use - used, Community Use - unused, No Community Use, Available but Unused</small> <b>Weather at time of visit:</b>	<b>Site Name:</b> <b>Pitch ID(s):</b> <b>Pitch size:</b> (Adult, Youth 11v11, 9v9, 7v7 Mini, 5v5, 7v7) <b>Are any other pitches marked out over this pitch?</b> <small>If yes, please indicate what pitches are overmarked? (i.e. one youth pitch is overmarked on a adult pitch) in Pitch Issues</small>	
<b>Pitch Issues:</b>		

**Assessment Criteria** (please rank each of the following aspects for each pitch with an 'X' in the coloured box to the right of the chosen answer)

Element	Rating			Guidance notes	Comments	
<b>Playing surface</b>						
Grass Cover	Good <80%		Adequate 60-80%		Poor >60%	
Does the pitch meet The FA minimum size?	Yes		No			See size chart below for recommended dimensions
Slope of pitch (gradient and cross fall)	Flat		Moderate		Severe	
Length of grass	Good		Too long		Too short	Good 51mm-59mm, Too long 60mm plus, Too short, 50mm less
Eveness of pitch	Good		Adequate		Poor	
Problem Areas: Evidence of dog fouling/glass/litter/vehicle tracks	None		Yes - some		Yes - lots	
Problem Areas: Evidence of unofficial use/damage to the surface	None		Yes - some		Yes - lots	
Typical weekly usage (match equivalent sessions)	4 or less		5 to 7		8 plus	
<b>Pitch facilities</b>						
Are goalposts safe?	Yes		No			Goalposts should comply with British Standards. A Code of Practice BS 8461 has also been completed and copies of all of these three standards are available from the British Standards Institute. <a href="http://www.thefa.com/GetintoFootball/CharterStandard/Club/-/media/Files/FIFA/Get%20into%20Football/Charter_Standard_2009/Supporting_Policies/goalpost_safety.ashx/goalpost_safety.pdf">http://www.thefa.com/GetintoFootball/CharterStandard/Club/-/media/Files/FIFA/Get%20into%20Football/Charter_Standard_2009/Supporting_Policies/goalpost_safety.ashx/goalpost_safety.pdf</a>
Is the site secure or open?	Secure		Open			Boundary fence preventing access
Is the pitch floodlit?	Yes		No			
Is there a perimeter rail around the pitch?	Yes		No			eg: stadia rail ideally 1.1m high
Is there a training area separate to the pitch(es)?	Yes		No			
Is there a covered stand?	Yes		No			For spectators to watch
<b>Ancillary facilities</b>						
Is there a clubhouse on site?	Yes		No			
Is there changing accommodation for the pitch?	Yes		No			
Total number of changing rooms <small>(please indicate the total number excluding officials)</small>						eg 1 home 1 away = 2 changing rooms
Quality of the changing accommodation (exterior)?	Good		Adequate		Poor	
Quality of changing accommodation (interior)?	Good		Adequate		Poor	
Are the showers communal or self contained within each changing room?	Communal			Self contained		
Is there access to spectator toilets?	More than 5		1 to 4		None	
Are the toilets for players self contained within changing rooms?	Communal			Self contained		
Is there an officials changing room ?	Yes		No			
Is there a dedicated medical room?	Yes		No			
Are accessible (DDA compliant) facilities provided?	Yes		No			DDA compliant
Is appropriate car parking available?	Yes		No			

**Non Technical Visual Quality Assessment - Football**

<b>Maintenance programme Preview (information from maintenance schedule or grounds team)</b>											<b>Section total</b>
Are any of the items applied to the pitches during the course of the season to support the maintenance											
Sand	Yes		No		Not known						
Seed	Yes		No		Not known						
Feed	Yes		No		Not known						
Weed kill	Yes		No		Not known						
<b>Pitch maintenance (information from maintenance schedule or grounds team)</b>											<b>This section does not affect rating of pitch</b>
How often a year is each carried out											
Aerated (per year)	three or more times		twice		once		never		Not known		
Sand dressed (per year)	three or more times		twice		once		never		Not known		
Fertilised (per year)	three or more times		twice		once		never		Not known		
Weed killed (per year)	three or more times		twice		once		never		Not known		
Chain harrowed (per year)	three or more times		twice		once		never		Not known		
Drainage type	Natural (adequate)		Pipe and slit drained		natural (inadequate)		Please tick the type of drainage system on site if known. Natural (adequate) = 3 or less training/match cancellations per season				
	Pipe Drained		Unknown								
											<b>This section does not affect rating of pitch</b>

<b>Total score</b>	<b>0</b>	<b>Maximum score</b>	<b>100</b>
<b>Potential Rating</b>		<b>% score</b>	<b>0.0%</b>

**Pitch size guidance**

Age	Format (maximum format but can play smaller numbers)	Pitch size (yards)	Maximum Goal Size (feet)
U7	5 v 5	30x20 to 40x30	12 x 6
U8	5 v 5	30x20 to 40x30	12 x 6
U9	7 v 7	50x30 to 60x40	12 x 6
U10	7 v 7	50x30 to 60x40	12 x 6
U11	9 v 9 (Primary Schools 7 v 7)	70x40 to 80x50 (50x30 to 60x40)	16 x 7 to 21 x 7 (12 x 6)
U12	9 v 9	70x40 to 80x50	16 x 7 to 21 x 7
U13	9 v 9 or 11 v 11	90x50 to 100x60	21 x 7 to 24 x 8
U14	9 v 9 or 11 v 11	90x50 to 100x60	21 x 7 to 24 x 8
U15	9 v 9 or 11 v 11	90x50 to 110x70	24 x 8
U16	9 v 9 or 11 v 11	90x50 to 110x70	24 x 8
U17	11 v 11	90x50 to 110x70	24 x 8
U18	11 v 11	90x50 to 110x70	24 x 8
Adult	11 v 11	90x50 to 110x70	24 x 8

<b>Scoring:</b>	
100% - 75%	Good
74.9% - 50%	Standard
49.9% - 25%	Poor
below 25%	Unsuitable

SAVE this completed form with an appropriate name BEFORE clicking one of the two buttons below.





**APPENDIX 6**  
**CRICKET NON-TECHNICAL QUALITY**  
**ASSESSMENT**

## Non Technical Visual Quality Assessment - Cricket

Please complete one form per pitch

<b>Site reference</b>	<b>Site Name</b>		
<b>6 figure grid reference</b>	<b>No of Pitches:</b>		
<b>Pitch ID</b>	<b>No of wickets:</b>	Natural <input type="checkbox"/>	Non turf <input type="checkbox"/>
<b>Weather at time of visit:</b>			
<b>Availability</b>			
Community Use - used, Community Use - unused, No Community Use, Available but Unused			
<b>General comments/observations</b>			

\*You will need a cricket ball and ruler to assess wicket quality as indicated

**Assessment Criteria** (please rank each of the following aspects for each pitch with an 'X' in the coloured box to the right of the chosen answer).

Element	Rating				Guidance notes	Site comments <small>(use the guidance notes to help complete)</small>	Score	
<b>About the cricket outfield</b>								
Grass coverage	Good <input type="checkbox"/>	Acceptable <input type="checkbox"/>	Poor <input type="checkbox"/>		<80% falls below the ECB basic standard		0	
Length of grass	Good <input type="checkbox"/>	Acceptable <input type="checkbox"/>	Poor <input type="checkbox"/>		Ideally 12mm - 25mm		0	
Evenness	Even <input type="checkbox"/>		Uneven <input type="checkbox"/>		Ball should run without deviation or ramp		0	
Evidence of Dog fouling/glass/stones/litter?	None <input type="checkbox"/>	Yes <input type="checkbox"/>		Immediate action required	May also wish to refer to user survey. If yes, refer to contractor/site manager		0	
Evidence of Unofficial use?	None <input type="checkbox"/>	Yes <input type="checkbox"/>		Immediate action required	eg informal, casual use, unbooked use, kids kickabout etc. May also wish to refer to user survey. If yes, refer to contractor/site		0	
Evidence of Damage to surface?	None <input type="checkbox"/>	Yes <input type="checkbox"/>		Immediate action required	eg from vermin/animals - rabbit, gulls and foxes etc may also wish to refer to user survey		0	
<b>Artificial Wickets</b>							<b>section total</b>	<b>0</b>
Is the wicket and surrounds married in	Yes <input type="checkbox"/>		No <input type="checkbox"/>		There should be no trip points		0	
Evenness of wicket	Even <input type="checkbox"/>		Uneven <input type="checkbox"/>		There should be no contours in surface levels		0	
Stump holes	Yes <input type="checkbox"/>		No <input type="checkbox"/>		Should be no wider than a standard cricket ball		0	
Moss or materials in the surface	Yes <input type="checkbox"/>		No <input type="checkbox"/>		There should be none		0	
Rips or surface lifting	Yes <input type="checkbox"/>		No <input type="checkbox"/>		If "yes" contact site manager		0	
Surface worn in high traffic areas - creases	Yes <input type="checkbox"/>		No <input type="checkbox"/>		If "yes" contact site manager		0	
Hardness - does the ball rebound when thrown straight down?	Yes <input type="checkbox"/>		No <input type="checkbox"/>				0	
<b>Grass Wickets</b>							<b>section total</b>	<b>0</b>
Presence of line markings	Yes <input type="checkbox"/>		No <input type="checkbox"/>				0	
Evidence of rolling	Yes <input type="checkbox"/>		No <input type="checkbox"/>		i.e. is wicket smooth and uniform		0	
Evidence of straight cut and height	Yes <input type="checkbox"/>		No <input type="checkbox"/>		3mm on match wicket/12mm rest of square		0	
Evidence of repair work on old wickets	Yes <input type="checkbox"/>		No <input type="checkbox"/>				0	
Grass coverage (square and wickets)	Yes <input type="checkbox"/>		No <input type="checkbox"/>		Scale: 80%+ = Yes, 80%> = No Please note that <80% falls below the ECB basic standard		0	
Hardness - does a cricket ball thrown straight down into the surface rebound/bounce?	Yes <input type="checkbox"/>		No <input type="checkbox"/>				0	
<b>Changing/ Pavilion</b>							<b>section total</b>	<b>0</b>
Umpires provision	Yes <input type="checkbox"/>		No <input type="checkbox"/>				0	
Toilets	Yes <input type="checkbox"/>		No <input type="checkbox"/>				0	
Hot/cold water	Yes <input type="checkbox"/>		No <input type="checkbox"/>				0	
Heating	Yes <input type="checkbox"/>		No <input type="checkbox"/>				0	
Condition of building	Good <input type="checkbox"/>	Acceptable <input type="checkbox"/>	Requires attention <input type="checkbox"/>				0	
<b>Non Turf Cricket Practice Nets</b>							<b>section total</b>	<b>0</b>
Is the wicket and surrounds married in (no trip points)	Yes <input type="checkbox"/>		No <input type="checkbox"/>				0	
Evenness of wicket (no contours in surface levels)	Even <input type="checkbox"/>		Uneven <input type="checkbox"/>				0	
Stump holes (no wider than a standard cricket ball)	Yes <input type="checkbox"/>		No <input type="checkbox"/>				0	
Moss or materials in the surface (should be none)	Yes <input type="checkbox"/>		No <input type="checkbox"/>				0	
No rips or surface lifting	Yes <input type="checkbox"/>		No <input type="checkbox"/>				0	
Surface worn in high traffic areas - crease	Yes <input type="checkbox"/>		No <input type="checkbox"/>				0	
Hardness - does the ball rebound when thrown straight down	Yes <input type="checkbox"/>		No <input type="checkbox"/>				0	
Is the steel frame/ posts upright?	Yes <input type="checkbox"/>		No <input type="checkbox"/>		Ideally assessed with a spirit level but can be achieved by eye.		0	
Are steel cross members detached?	Yes <input type="checkbox"/>		No <input type="checkbox"/>				0	
Are all posts and net fixings in place?	Yes <input type="checkbox"/>		No <input type="checkbox"/>				0	
Can a ball pass through any part of the netting?	Yes <input type="checkbox"/>		No <input type="checkbox"/>				0	
Is appropriate safety/ supervisory signage present?	Yes <input type="checkbox"/>		No <input type="checkbox"/>				0	
<b>Maximum score</b>							<b>section total</b>	<b>0</b>

Maximum score **180**

Scoring	Score	Percentage Score	Facility Present?
Outfield	0	0%	No
Artificial Wickets	0	0%	No
Grass Wickets	0	0%	No
Changing/Pavilion	0	0%	No
Non Turf Practice	0	0%	No
<b>Overall score</b>	<b>0</b>	<b>0%</b>	

Potential Rating: **Poor**

<b>Rating:</b>	<=50% Poor
	51-80% Standard
	>81% Good

**SAVE** this completed form with an appropriate name **BEFORE** clicking one of the two buttons below.





**APPENDIX 7**  
**RUGBY UNION NON-TECHNICAL QUALITY**  
**ASSESSMENT**

**Non Technical Visual Quality Assessment - Rugby Union**  
Please complete one form per pitch

<b>Site reference</b>	RU1	<b>Site Name</b>	
<b>6 figure grid reference</b>	See Supply Sheet	<b>Pitch ID(s)</b>	
<b>Date of assessment</b>		<b>Pitch size</b>	Senior (Senior, Mini/Midi)
<b>Number of pitches on site</b>	4	<b>Are any other pitches marked out over this pitch?</b>	No
<b>Availability</b>	Community Use - used	<i>If yes, please indicate what pitches are overmarked? (i.e. one mini/ midi pitch is overmarked on a senior pitch) in Pitch Issues</i>	
Community Use - used, Community Use - unused, No Community Use, Available but Unused			
<b>Weather at time of visit</b>	Heavy rain		
<b>General comments/observations</b>			

**Assessment Criteria (please rank each of the following aspects for each pitch with an 'X' in the coloured box to the right of the chosen answer)**

Qualitative information (gathered on site)	Rating						Guidance notes	Comments	Scores
Grass Coverage	Good	Adequate		Poor			>90% = good. <80% = poor		
Size of pitch	Acceptable	Not acceptable					Acceptable = <70m wide.<100m goal line to goal line<23m in goal area. 5m minimum perimeter run off area around pitch		
Length of grass	Too Long	Good		Too short			Too long = >75mm. Too short = <50mm		
Problem Areas: Evidence of glass/litter/vechile tracks/dog fouling	None	Yes - some		Yes lots					
<b>GOALPOSTS</b>									
Are goalposts installed?	Yes			No					
Is there any obvious danger on posts?	Yes			No					
Are the posts stable in the ground?	Yes			No					
Is the crossbar fixed securely?	Yes			No					
Is there evidence of rust on the posts?	Yes			No					
<b>ANCILLARY</b>									
Is the pitch floodlit?	Yes			No					
Is there changing accommodation for the pitch?	Yes			No					
Is an appropriate level of car parking available?	Yes			No					
<b>Pitch maintenance (information gathered via club survey/ pitch provider consultation) - refer to the guidance notes below</b>									
Aerated (per year)	three or more times	twice	once	never					<b>3</b>
Sand dressed (per year)	three or more times	twice	once	never					<b>1</b>
Fertilised (per year)	three or more times	twice	once	never					<b>1</b>
Weed killed (per year)	three or more times	twice	once	never					<b>1</b>
Chain harrowed	every week	fortnightly	monthly	never					<b>1</b>
<b>Pitch Maintenance Score</b>									<b>7</b>
<b>Drainage</b>	Natural (inadequate) SCORE D0	Natural (adequate) SCORE D1	Pipe drained SCORE D1	Pipe and slit drained SCORE D2	<b>D2</b>	Unknown SCORE D0	<b>Natural (adequate)</b> = 3 or less training/match cancellations per season <b>Natural (inadequate)</b> = 4 or more training match cancellations per season *Based on a <b>pipe drained</b> system at 5m centres that has been installed in the previous eight years **Based on a <b>slit drained</b> system at 1m centres		

Pitch Maintenance Rating

M1

Pitch Maintenance Scoring:	
11-15	Good (M2)
6-10	Adequate (M1)
0-5	Poor (M0)

SAVE this completed form with an appropriate name BEFORE clicking one of the two buttons below.

Pitch Drainage Rating  
Pitch Database Rating

D2  
M1 / D2

	Maintenance	Drainage	Other specific issues (eg replacement goalposts required, obvious undulations on pitch)
<b>OVERALL SCORING</b>	M0 = action is significant improvements to maintenance programme M1 = action is minor improvements to maintenance programme M2 = action is no improvement to maintenance programme	D0 - action is pipe drainage system needed on pitch D1 - action is slit drainage needed on pitch D2 - no action needed on pitch drainage	





## APPENDIX 8 QUALITY ASSESSMENTS

GOSPORT BC - Summary of Pitch Quality Scores - Pitches with Community Use 2013

Community User?	Site	Pitch Number	Pitch Type	Rating	Quality Score	Ownership
Yes	Brookers Field	1	Adult Football	Standard	73%	GBC
Yes	Brookers Field	2	Adult Football	Standard	73%	GBC
Yes	Brookers Field	3	Adult Football	Standard	73%	GBC
Yes	Brookers Field	4	Adult Football	Standard	73%	GBC
Yes	Brookers Field	5	Adult Football	Standard	73%	GBC
Yes	Elson Recreation Ground	1	Adult Football	Standard	57%	GBC
Yes	Elson Recreation Ground	2	Adult Football	Standard	57%	GBC
Yes	Elson Recreation Ground	3	Mini 5 v 5	Standard	57%	GBC
Yes	Gosport Park (RUFC)	1	Adult Rugby	MO/D2	N/A	GBC
Yes	Gosport Park (RUFC)	2	Adult Rugby	MO/D2	N/A	GBC
Yes	Gosport Park (RUFC)	2	Adult Rugby	MO/D2	N/A	GBC
Yes	Gosport Park (RUFC)	4	Junior Rugby	MO/D2	N/A	GBC
Yes	Gosport Park (RUFC)	5	Junior Rugby	MO/D2	N/A	GBC
Yes	Gosport Park (RUFC)	6	Mini Rugby	MO/D2	N/A	GBC
Yes	Gosport Park (RUFC)	7	Mini Rugby	MO/D2	N/A	GBC
Yes	Grange Lane	1	Junior Football	Poor	38%	GBC
Yes	Howe Road Recreation Ground	1	Adult Football	Standard	58%	GBC
Yes	Lee Recreation Ground	1	Adult Football	Standard	58%	GBC
Yes	Lee Recreation Ground	2	Adult Football	Standard	58%	GBC
Yes	Lee Recreation Ground	3	Junior Football	Standard	58%	GBC
Yes	Nobes Avenue	1	Adult Football	Standard	58%	GBC
Yes	Privett Park	1	Adult Football	Standard	64%	GBC
Yes	Privett Park	2	Adult Football	Standard	64%	GBC
Yes	Privett Park	3	Adult Football	Standard	64%	GBC
Yes	Privett Park	4	Adult Football	Standard	64%	GBC
Yes	Privett Park Gosport Borough Cricket	1	Cricket	Good	100%	GBC
Yes	Privett Park	2	Cricket	Standard	74%	GBC
Yes	Privett Park	3	Cricket	Standard	74%	GBC
Yes	Rowner Recreation Field	1	Cricket	Good	84%	GBC
Yes	Stokes Bay	1	Adult Football	Poor	38%	GBC
Yes	Stokes Bay	2	Adult Football	Poor	38%	GBC
Yes	Stokes Bay	3	Adult Football	Poor	38%	GBC
Yes	Stokes Bay	4	Adult Football	Poor	38%	GBC
Yes	Stokes Bay	5	Youth Football	Poor	38%	GBC
Yes	Stokes Bay	6	Youth Football	Poor	38%	GBC
Yes	Stokes Bay	7	Youth Football	Poor	38%	GBC

GOSPORT BC - Summary of Pitch Quality Scores - Pitches with Community Use 2008

Site No.	Community User?	Site	Ownership / Management	Pitch Number	Pitch Type	Pitch Quality Score	Pitch Quality Rating
PR1	Yes	Bay House School (Military Road)	Hants CC	1	Adult Football	78%	Good
PR1	Yes	Bay House School (Military Road)	Hants CC	2	Adult Football	78%	Good
PR1	Yes	Bay House School (Military Road)	Hants CC	3	Adult Football	78%	Good
PR1	Yes	Bay House School (Military Road)	Hants CC	4	Adult Football	78%	Good
PR1	Yes	Bay House School (Military Road)	Hants CC	5	Adult Football	78%	Good
AL3	Yes	Bay House School (North)	Hants CC	1	Rugby	73%	Good
AL3	Yes	Bay House School (North)	Hants CC	2	Rugby	73%	Good
AL3	Yes	Bay House School STP (North)	Hants CC	1	STP	72%	Good
BMS10	Yes	Bridgemary Community School	Hants CC	1	Adult Football	67%	Good
BMS10	Yes	Bridgemary Community School	Hants CC	2	Rugby	76%	Good
PC1	Yes	Brookers Field	GBC	1	Adult Football	78%	Good
PC1	Yes	Brookers Field	GBC	2	Adult Football	79%	Good
PC1	Yes	Brookers Field	GBC	3	Adult Football	79%	Good
PC1	Yes	Brookers Field	GBC	4	Adult Football	76%	Good
PC1	Yes	Brookers Field	GBC	5	Mini Soccer	76%	Good
BH4	Yes	Brune Park Community College	Hants CC	1	Adult Football	70%	Good
BH4	Yes	Brune Park Community College	Hants CC	2	Adult Football	70%	Good
BH4	Yes	Brune Park Community College	Hants CC	3	Junior Football	70%	Good
BH4	Yes	Brune Park Community College	Hants CC	6	Cricket (Artificial)	63%	Average
E9	Yes	Civil Servants Sports Ground	Private	1	Adult Football	81%	Good
E9	Yes	Civil Servants Sports Ground	Private	2	Cricket (Artificial)	75%	Good
E9	Yes	Civil Servants Sports Ground	Private	3	Mini Soccer	78%	Good
E1	Yes	Eison Recreation Ground	GBC	1	Adult Football	78%	Good
E1	Yes	Eison Recreation Ground	GBC	2	Adult Football	78%	Good
BMN14b	Limited	Fleetlands Sports Ground	Private	1	Adult Football	85%	Good
T2	Yes	Gosport Park (RUFC)	GBC	1	Rugby	88%	Good
T2	Yes	Gosport Park (RUFC)	GBC	2	Rugby	91%	Excellent
T2	Yes	Gosport Park (RUFC)	GBC	3	Rugby	91%	Excellent
T2	Yes	Gosport Park (RUFC)	GBC	4	Rugby	91%	Excellent
T2	Yes	Gosport Park (RUFC)	GBC	5	Rugby	91%	Excellent
T2	Yes	Gosport Park (RUFC)	GBC	6	Rugby	91%	Excellent
T2	Yes	Gosport Park (RUFC)	GBC	7	Rugby	91%	Excellent
T2	Yes	Gosport Park (RUFC)	GBC	8	Rugby	91%	Excellent
T2	Yes	Gosport Park (RUFC)	GBC	9	Cricket	79%	Good
RH15	Yes	Grange Junior School	Hants CC	1	Mini Soccer	60%	Average
AN10	Limited	HMS Dolphin / Fort Blockhouse	Private	1	Adult Football	n/a	Good
AN10	Limited	HMS Dolphin / Fort Blockhouse	Private	2	STP (5 a side)	n/a	Good
AN10	Limited	HMS Dolphin / Fort Blockhouse	Private	3	Cricket	n/a	Good
AN10	Limited	HMS Dolphin / Fort Blockhouse	Private	4	Rugby	n/a	Good
BH6	Limited	HMS Sultan - Polo Fields Site (North Site)	Private	1	Adult Football	n/a	Good
BH6	Limited	HMS Sultan - Polo Fields Site (North Site)	Private	2	Adult Football	n/a	Good
BH6	Limited	HMS Sultan - Polo Fields Site (North Site)	Private	3	Adult Football	n/a	Good
BH6	Limited	HMS Sultan - Polo Fields Site (North Site)	Private	4	Adult Football	n/a	Good
BH6	Limited	HMS Sultan - Polo Fields Site (North Site)	Private	5	Cricket (Artificial)	n/a	Good
BH6	Limited	HMS Sultan - Polo Fields Site (North Site)	Private	6	Rugby	n/a	Good
BH5	Limited	HMS Sultan - Main Fields Site	Private	1	Adult Football	n/a	Good
BH5	Limited	HMS Sultan - Main Fields Site	Private	2	Rugby	n/a	Good
BH5	Limited	HMS Sultan - Main Fields Site	Private	3	STP	n/a	Good
BH12	Limited	HMS Sultan - Fort Grange Site	Private	1	STP	n/a	Good
RH10	Yes	Holbrook Leisure Centre	GBC	1	Adult Football	75%	Good
RH10	Yes	Holbrook Leisure Centre	GBC	2	Adult Football	72%	Good
G2	Yes	Howe Road Recreation Ground	GBC	1	Adult Football	73%	Good
LSE2	Yes	Lee Recreation Ground	GBC	1	Adult Football	73%	Good
LSE2	Yes	Lee Recreation Ground	GBC	2	Adult Football	73%	Good
LSE2	Yes	Lee Recreation Ground	GBC	3	Junior Football	73%	Good
LSE5	Yes	Lee-on-Solent Infant & Junior School	Hants CC	1	Mini Soccer	58%	Average
LL8	Yes	Leesland Junior School	Hants CC	1	Mini Soccer	55%	Average
LL8	Yes	Leesland Junior School	Hants CC	2	Junior Football	52%	Below Average
AN11	Limited	Monkton Sports Ground (HMS)	Private	1	Mini Soccer	n/a	Good
AN11	Limited	Monkton Sports Ground (HMS)	Private	2	Mini Soccer	n/a	Good
AN11	Limited	Monkton Sports Ground (HMS)	Private	3	Mini Soccer	n/a	Good
AN11	Limited	Monkton Sports Ground (HMS)	Private	4	Adult Football	n/a	Good
AN11	Limited	Monkton Sports Ground (HMS)	Private	5	Adult Football	n/a	Good
BMS5	Yes	Nobes Avenue	GBC	1	Adult Football	73%	Good
PR3	Yes	Privett Park	GBC	1	Adult Football	73%	Good
PR3	Yes	Privett Park	GBC	2	Adult Football	73%	Good
PR3	Yes	Privett Park	GBC	3	Adult Football	72%	Good
PR3	Yes	Privett Park	GBC	4	Adult Football	72%	Good
PR3	Yes	Privett Park	GBC	5	Cricket	82%	Good
PR3	Yes	Privett Park	GBC	6	Cricket	82%	Good
PR3	Yes	Privett Park	GBC	7	Cricket	82%	Good
RH3	Yes	Rowner Recreation Field	GBC	1	Cricket	75%	Good
G7	Yes	Siskin Junior School	Hants CC	1	Junior Football	52%	Below Average
T12	Limited	St Georges Barracks	Private	1	Adult Football	n/a	Good
T12	Limited	St Georges Barracks	Private	2	Adult Football	n/a	Good
T12	Limited	St Georges Barracks	Private	3	Cricket (Artificial)	n/a	Good
LL7	Yes	St Vincents College	Hants CC	1	STP	87%	Good
AL1	Yes	Stokes Bay	GBC	1	Adult Football	55%	Average
AL1	Yes	Stokes Bay	GBC	2	Adult Football	54%	Below Average
AL1	Yes	Stokes Bay	GBC	3	Adult Football	55%	Average
BMN13	Yes	Woodcot Primary School	Hants CC	1	Mini Soccer	54%	Below Average
BMN13	Yes	Woodcot Primary School	Hants CC	2	Mini Soccer	54%	Below Average

4450%	
<b>AVERAGE</b>	<b>74% AVERAGE</b>





## APPENDIX 9 PLAYING PITCH SUPPLY AND DEMAND

## APPENDIX 9- BOWLS SUPPLY

Information Source	Community Use	Visited	ID Number	Site Name	Address	Ownership / Management	Number of Greens	Floodlighting	Changing Rooms	Car Parking	Toilets	Social Areas	Quality Rating Score	Green Rating
Site Visit	Yes	Yes	AN6	Anglesey Gardens	Anglesey Road, Anglesey	GBC	2	No	Yes	Yes	Yes	Yes	70%	Good
Site Visit	Yes	Yes	BMS1	Bridgemary Park	Cunningham Drive, Bridgemary	GBC	1	No	Yes	Yes	Yes	Yes	70%	Good
Site Visit	Yes	Yes	F1	Forton Recreation Ground	Forton Road	GBC	1	No	Yes	No	Yes	No	66%	Good
Site Visit	Yes	Yes	T2	Gosport Park	Park Road	GBC	1	No	Yes	Yes	Yes	Yes	68%	Good
Site Visit	Yes	Yes	LSE2	Lee-On-Solent Bowling Club	Lee-on-Solent Recreation Ground	GBC	1	No	Yes	Yes	Yes	Yes	76%	Good
Site Visit	Yes	Yes	RH2	Rowner Lane	Rowner Lane	GBC	1	No	Yes	Yes	Yes	Yes	74%	Good

<b>Key to Quality Ratings</b>	
> 80%	Excellent
60% - 80%	Good
40% - 60%	Average
20% - 40%	Poor
<20%	Very Poor



APPENDIX 9- TENNIS SUPPLY

Information Source	Community Use	Visited?	ID Number	Site Name	Address	Ownership / Management	Number of Courts	Number of Floodlit Courts	Changing Rooms	Car Parking	Showers	Toilets	Social Areas	Quality Rating: Score	Quality Rating: Description
Site Visit	Yes	Yes	LSE2	Lee Recreation Ground	Hollybank, Lee-on-Solent	GBC	2	0	No	Yes	No	No	No	53%	Average
Site Visit	Yes	Yes	PR3	Privett Park	Privett Road, Privett	GBC	5	0	No	Yes	No	Yes	No	49%	Average
Site Visit	Yes	Yes	AL1	Stokes Bay	Stokes Bay Road	GBC	8	0	No	Yes*	No	No	No	49%	Average
Site Visit	Yes	Yes	AL7	Alverstoke Lawn Tennis & Squash	Green Lane, Alverstoke	Private	9	1	Yes	Yes	Yes	Yes	Yes	91%	Excellent
Site Visit	Yes	Yes	MS1	Bridgemary Community School	Wych Lane	Hants CC	3	0	No	Yes	No	No	No	53%	Average
Site Visit	Yes	Yes	BH4	Brune Park Community College	Military Road, Gosport	Hants CC	4	0	Yes	Yes	Yes	Yes	No	55%	Average
Site Visit	Yes	Yes	SW3	Lee-on-Solent Tennis, Squash & Fi	Manor Way, Lee-On-Sole	Private	6	3	Yes	Yes	Yes	Yes	Yes	93%	Excellent

37 4

Key to Quality Ratings	
> 80%	Excellent
60% - 80%	Good
40% - 60%	Average
20% - 40%	Poor
<20%	Very Poor



APPENDIX 9- FOOTBALL DEMAND

	Home Venue	Ward	Age Group / Pitch Required	Team	Gender	League	Mid Week	Sat AM	Sat Pm	Sun AM	Sun PM	Senior	Junior	Mini
Gosport Falcons JFC - Under 10	Monkton Sports Ground	Angelsey	Junior / Youth	Mini U10	M	Portsmouth Youth League				1				1
Gosport Falcons JFC - Under 11- Purple	Monkton Sports Ground	Angelsey	Junior / Youth	Junior U11	M	Portsmouth Youth League				1			1	
Gosport Falcons JFC - Under 11 - Black	Monkton Sports Ground	Angelsey	Junior / Youth	Junior U11	M	Portsmouth Youth League				1				
Gosport Falcons JFC - Under 12 - Purple	Monkton Sports Ground	Angelsey	Junior / Youth	Junior U12	M	Portsmouth Youth League				1			1	
Gosport Falcons JFC - Under 12 - Black	Monkton Sports Ground	Angelsey	Junior / Youth	Junior U12	M	Portsmouth Youth League				1			1	
Gosport Falcons JFC - Under 13	Monkton Sports Ground	Angelsey	Junior / Youth	Junior U13	M	Portsmouth Youth League				1			1	
Gosport Falcons JFC - Under 14	Monkton Sports Ground	Angelsey	Junior / Youth	Junior U14	M	Mid Solent Youth League		1					1	
Gosport Falcons JFC - Under 15 - Purple	Monkton Sports Ground	Angelsey	Junior / Youth	Junior U15	M	Portsmouth Youth League				1			1	
Gosport Falcons JFC - Under 15 - Black	Monkton Sports Ground	Angelsey	Junior / Youth	Junior U15	M	Portsmouth Youth League				1				
Gosport Falcons JFC - Under 16	Monkton Sports Ground	Angelsey	Junior/Youth	Junior U16	M	Mid Solent Youth League		1						1
Gosport Falcons JFC - Under 9	Monkton Sports Ground	Angelsey	Mini Soccer	Mini U9	M	Portsmouth Youth League				1				1
Gosport Falcons JFC - Under 8	Monkton Sports Ground	Angelsey	Mini Soccer	Mini U8	M	Portsmouth Youth League				1				
Gosport Falcons JFC - Under 7	Monkton Sports Ground	Angelsey	Mini Soccer	Mini U7	M	Portsmouth Youth League				1				
Gosport Borough Youth FC - Under 7 Red	Privett Park	Angelsey	Mini Soccer	Mini U7	M	Portsmouth Youth League				1				1
Gosport Borough Youth FC - Under 7 Blue	Privett Park	Angelsey	Mini Soccer	Mini U7	M	Portsmouth Youth League				1				1
Gosport Borough Youth FC - Under 8 Red	Privett Park	Angelsey	Mini Soccer	Mini U8	M	Portsmouth Youth League				1				1
Gosport Borough Youth FC - Under 8 Blue	Privett Park	Angelsey	Mini Soccer	Mini U8	M	Portsmouth Youth League				1				1
Gosport Borough Youth FC - Under 8	Privett Park	Angelsey	Mini Soccer	Mini U8	M			1						1
Gosport Borough Youth FC - Under 9	Privett Park	Angelsey	Mini Soccer	Mini U9	M	Portsmouth Youth League				1				1
Gosport Borough Youth FC - Under 9	Privett Park	Angelsey	Mini Soccer	Mini U9	M					1				1
Gosport Borough Youth Fc - Under 9	Privett Park		Mini Soccer	Mini U9	M					1				1
Gosport Borough Youth FC - Under 9	Privett Park	Angelsey	Mini Soccer	Mini U9	M					1				1
Gosport Borough Youth FC - Under 10 Panthers	Privett Park	Angelsey	Mini Soccer	Mini U10	M	Portsmouth Youth League				1				1
Gosport Borough Youth FC - Under 10 Pumas	Privett Park	Angelsey	Mini Soccer	Mini U10	M	Portsmouth Youth League				1				1
Gosport Borough Youth FC - Under 10 Tigers	Privett Park	Angelsey	Mini Soccer	Mini U10	M			1						1
Gosport Borough Youth FC - Under 11 A	Privett Park	Angelsey	Junior/Youth	Junior U11	M	Portsmouth Youth League				1			1	
Gosport Borough Youth FC - Under 11	Privett Park	Angelsey		Junior U11		Portsmouth Youth League				1			1	
Gosport Borough Youth FC - Under 12 Sun	Privett Park	Angelsey	Junior/Youth	Junior U11	M	Mid Solent Youth League				1			1	
Gosport Borough Youth FC - Under 13 A	Privett Park	Angelsey	Junior/Youth	Junior U13	M	Portsmouth Youth League				1			1	
Gosport Borough Youth FC - Under 14 A	Privett Park	Angelsey	Junior/Youth	Junior U14	M	Portsmouth Youth League		1					1	
Gosport Borough Youth FC - Under 14 B	Privett Park	Angelsey	Junior/Youth	Junior U14	M	Portsmouth Youth League				1			1	
Gosport Borough Youth FC - Under 16	Monkton Recreation Ground	Angelsey	Junior/Youth	Junior U16	M	Portsmouth Youth League				1			1	
Gosport Borough Youth FC - Under 16	Privett Park	Angelsey	Junior/Youth	Junior U16	M			1						
Fleetlands FC - Firsts	Lederle Lane	Bridgemary North	Adult	Senior	M	Hampshire Premier League			1			1		
Fleetlands Ladies	Lederle Lane	Bridgemary North	Adult	Senior	F	Southern Region Womens					1			
Fleetlands FC - Reserves	Lederle Lane	Bridgemary North	Adult	Senior	M	Hampshire Premier League			1			1		
Fleetlands Ladies (Saturday)	Lederle Lane	Bridgemary North	Adult	Senior	M	Southjampston Saturday League			1			1		
Alver Valley Youth U 16	Bridgemary Community School	Bridgemary South	Junior/Youth	Junior U16	M	Mid Solent League		1					1	

APPENDIX 9- FOOTBALL DEMAND

	Home Venue	Ward	Age Group / Pitch Required	Team	Gender	League	Mid Week	Sat AM	Sat Pm	Sun AM	Sun PM	Senior	Junior	Mini
HMS Sultan Firsts	Military Road PO12 3BX	Brockhurst	Adult	Senior	M	United Services League	1					1		
Lee Rangers U6	Lee Junior School	Lee East	Mini Soccer	Mini U7	M	Mid Solent Youth League		1						
Lee Rangers U7	Lee Junior School	Lee East	Mini Soccer	Mini U7	M	Mid Solent Youth League		1						
Lee Rangers U8	Lee Junior School	Lee East	Mini Soccer	Mini U8	M	Mid Solent Youth League		1						
Lee Rangers FC - U9 White	Lee Junior School	Lee East	Mini Soccer	Mini U9	M	Mid Solent Youth League		1						1
Lee Rangers FC - U9 Blue	Lee Junior School	Lee East	Mini Soccer	Mini U9	M	Mid Solent Youth League		1						
Lee Rangers FC - U10 White	Lee Junior School	Lee East	Mini Soccer	Mini U10	M	Mid Solent Youth League		1						
Lee Rangers FC - U10 Blue	Lee Junior School	Lee East	Mini Soccer	Mini U10	M	Mid Solent Youth League		1						
Lee Rangers FC - U11 White	Lee Recreation Ground	Lee East	Mini Soccer	Junior U11	M	Mid Solent Youth League		1					1	
Lee Rangers FC - U11 Blue	Lee Recreation Ground	Lee East	Mini Soccer	Junior U11	M	Mid Solent Youth League		1						
Lee Rangers FC - U12A	Lee Recreation Ground	Lee East	Mini Soccer	Junior U12	M	Mid Solent Youth League		1					1	
Lee Rangers FC - Under 15	Lee Recreation Ground	Lee East	Junior / Youth	Junior U15	M	Mid Solent Youth League		1					1	
Spartan Colts Youth FC - Under 11 Sat	Brookers Field	Peel Common	Junior/Youth	Junior U11	M	Mid Solent Youth League		1					1	
AFC Dynamo FC - Under 9	Privett Park	Privett	Mini Soccer	Mini U9	M	Mid Solent League		1						1
AFC Dynamo FC - Under 11	Privett Park	Privett	Junior / Youth	Junior U12	M	Mid Solent League		1					1	
Gosport Borough FC - Ladies	Privett Park	Privett	Adult	Senior	F	Souther Regions Womens					1	1		
Gosport Borough FC - Firsts	Privett Park	Privett	Adult	Senior	M	Football Conference			1				1	
Gosport BoroughFC - Ladies Reserves	Privett Park	Privett	Adult	Senior	F	Hampshire County Womens					1	1		
Gosport Borough FC Development	Privett Park	Privett	Adult	Senior	M	Football Conference Youth Alliance			1				1	
Gosport Youth - Under 7	Arden Park St Georges Barracks	Town	Mini Soccer	Mini U7	M	Mid Solent Youth League		1						1
Gosport Youth - Under 7	Arden Park St Georges Barracks	Town	Mini Soccer	Mini U7	M	Portsmouth Youth League				1				1
Gosport Youth FC - Under 8 Sat	Arden Park St Georges Barracks	Town	Mini Soccer	Mini U8	M	Mis Solent Youth League		1						1
Gosport Youth FC - Under 8 Sun	Arden Park St Georges Barracks	Town	Mini Soccer	Mini U8	M	Portsmouth Youth League				1				1
Gosport Youth FC - Under 9 Sat	Arden Park St Georges Barracks	Town	Mini Soccer	Mini U9	M	Mid Solent Youth League		1						1
Gosport Youth FC - Under 10 Sat	Arden Park St Georges Barracks	Town	Mini Soccer	Mini U10	M	Mid Solent Youth League		1						1
Gosport Youth FC - Under 10 Sun	Arden Park St Georges Barracks	Town	Mini Soccer	Mini U10	M	Portsmouth Youth League				1				1
Gosport Youth FC - Under 10 Shane	Arden Park St Georges Barracks	Town	Mini Soccer	Mini U10	F	Southampton & District Girls					1			
Gosport Youth FC - Under 11 Sun	Arden Park St Georges Barracks	Town	Junior / Youth	Junior U11	M	Portsmouth Youth League				1			1	
Gosport Youth FC - Under 11 Bullets	Arden Park St Georges Barracks	Town	Junior / Youth	Junior U11	M	Mid Solent Youth League		1						1
Gosport Youth FC - Under 11 Arrows	Arden Park St Georges Barracks	Town	Junior / Youth	Junior U11	M	Mid Solent Youth League		1						1
Gosport Youth FC - Under 12 Girls	Arden Park St Georges Barracks	Town	Junior / Youth	Junior U12	F	Southampton & District Girls					1		1	
Gosport Youth FC - Under 12 Sun Arrows	Arden Park St Georges Barracks	Town	Junior / Youth	Junior U12	M	Portsmouth Youth League				1				1
Gosport Youth FC - Under 12 Sat Arrows	Arden Park St Georges Barracks	Town	Junior/Youth	Junior U12	M	Mid Solent Youth League		1						
Gosport Youth FC - Under 12 Sat Bullets	Arden Park St Georges Barracks	Town	Junior/Youth	Junior U12	M	Mid Solent Youth League		1						
Gosport Youth FC -m Under 12 Sun Bullets	Arden Park St Georges Barracks	Town	Junior/Youth	Junior U12	M	Portsmouth Youth League				1				
Gosport Youth FC - Under 13	Arden Park St Georges Barracks	Town	Junior/Youth	Junior U13	M	Portsmouth Youth League				1				
Gosport Youth FC - Under 13 - Black	Arden Park St Georges Barracks	Town	Junior/Youth	Junior U13	M	Portsmouth Youth League				1				
Gosport Youth FC - Under 14 Bullets	Arden Park St Georges Barracks	Town	Junior/Youth	Junior U14	M	Portsmouth Youth League				1				1

APPENDIX 9- FOOTBALL DEMAND

	Home Venue	Ward	Age Group / Pitch Required	Team	Gender	League	Mid Week	Sat AM	Sat Pm	Sun AM	Sun PM	Senior	Junior	Mini			
Gosport Youth FC - Under 14 Arrows	Arden Park St Georges Barracks	Town	Junior/Youth	Junior U14	M	Portsmouth Youth League				1							
Gosport Youth Fc - Under 14 Sat	Arden Park St Georges Barracks	Town	Junior/Youth	Junior U14	M	Mid Solent Youth League		1					1				
Gosport Youth FC - Under 15 Arrows	Arden Park St Georges Barracks	Town	Junior/Youth	Junior U15	M	Portsmouth Youth League				1							
Gosport Youth FC - Under 15 Bullets	Arden Park St Georges Barracks	Town	Junior/Youth	Junior U15	M	Portsmouth Youth League				1							
Gosport Youth FC - Under 16 Sat	Arden Park St Georges Barracks	Town	Junior/Youth	Junior U16	M	Mid Solent Youth League		1									
Gosport Youth FC - Under 16 Sun	Arden Park St Georges Barracks	Town	Junior	Junior U16	M	Portsmouth Youth League				1			1				
Haslar Immigration Removal Centre	St Georges Barracks	Town	Adult	Senior	M	United Services League	1						1				
<b>Totals</b>							2	31	5	76	5	Total	% Mid W	% Sat AM	% Sat PM	% Sun AM	% Sun PM
Senior	46						2	0	5	36	3	46	4	0	11	78	7
Junior	42						0	17	0	23	2	42	0	40	0	55	5
Mini	31						0	14	0	17	0	31	0	45	0	55	0



APPENDIX 9- CRICKET DEMAND

Questionnaire returned?	Name of Club / Team	Home Venue	Venue Ownership	Age Group / Pitch Required	Team	Gender	League	Mid-Week	Sat Am	Sat Pm	Sun Am	Sun Pm
Yes	Gosport Borough CC 1st XI	Privett Park	GBC	Adult	Senior	M	Southern Premier League			1		
Yes	Gosport Borough CC 2nd XI	Privett Park	GBC	Adult	Senior	M	Hampshire Cricket League			1		
Yes	Gosport Borough CC 3rd XI	Privett Park	GBC	Adult	Senior	M	Hampshire Cricket League					1
Yes	Gosport Borough CC 4th XI	Privett Park	GBC	Adult	Senior	M	Hampshire Cricket League			1		
Yes	Gosport Borough CC 5th XI	Privett Park	GBC	Adult	Senior	M	Hampshire Cricket League	1				
	Gosport Borough CC Sunday X1											1
	Gosport Borough Mid Week A							1				
Yes	Gosport Borough CC Colts - Mini	Privett Park	GBC	Adult	Junior	M	Not Known	1				
Yes	Gosport Borough CC Colts - Under 9	Privett Park	GBC	Adult	Junior U9	M	Not Known	1				
Yes	Gosport Borough CC Colts - Under 11	Privett Park	GBC	Adult	Junior U11	M	Not Known	1				
Yes	Gosport Borough CC Colts - Under 15	Privett Park	GBC	Adult	Junior U15	M	South East Hants Colts League	1				
Yes	Gosport Borough CC Colts - Under 13	Privett Park	GBC	Adult	Junior U13	M	South East Hants Colts League	1				
Yes	Rowner CC 1st XI	Rowner Recreation Ground / Green	GBC	Adult	Senior	M	Hampshire Cricket League			1		
Yes	Rowner CC 2nd XI	Rowner Recreation Ground / Green	GBC	Adult	Senior	M	Hampshire Cricket League			1		
Yes	Rowner CC Friendly X1	Rowner Recreation Ground / Green	GBC	Adult	Senior	M	Friendly Fixtures					1
<b>TOTALS</b>								<b>7</b>	<b>0</b>	<b>5</b>	<b>0</b>	<b>3</b>
								<b>47%</b>	<b>0%</b>	<b>33%</b>	<b>0%</b>	<b>20%</b>

**CRICKET SUMMARY**

Number of teams playing Midweek 7  
 Number of teams playing on a Saturday 5  
 Number of teams playing on a Sunday 3

**TOTAL NUMBER OF TEAMS DEMANDING A PITCH 15**

Seniors	20%	0%	50%	0%	30%
<b>Juniors</b>	<b>100%</b>	<b>0%</b>	<b>0%</b>	<b>0%</b>	<b>0%</b>
Number of Junior Boys Teams	29%	4			
Number of Junior Girls Teams	0%	0			
Number of Senior Men Teams	71%	10			
Number of Senior Womens Teams	0%	0			
	200%	14			

Mini  
 Cricketand  
 under 9s  
 are not  
 recorded

APPENDIX 9- BOWLS CLUB INFORMATION

Information Source	Name of Club	Venues Used	Formal Teams?	Leagues Played in	Club Membership	Increasing / Decreasing Membership?	Additional increase / decrease in members	Access to Changing Facilities / Pavilion?	Access to Social Area / Facilities?	Membership Policy / details	Rating of facilities used
Questionnaire	Alverstoke Bowling Club	Gosport Park	No	No league participation	28	Decreasing	-1	Yes	No	By application to the committee	Good
Questionnaire	Bridgemary Bowling Club	Cunningham Drive	Yes	Portsmouth & District / Gosport & Fareham	100	Static	0	Yes	Yes	Application Form - considered by committee	Very Good
Questionnaire	Forton Bowling Club	Forton Recreation Ground	Yes	Portsmouth & District / Gosport & Fareham	40	Static	0	Yes	No	Application Form - considered by committee	Very Good
Questionnaire	Gosport Bowling Club	Anglesey Gardens	Yes	Portsmouth & District / Gosport & Fareham	209	Increasing	10	Yes	Yes	Application Form - considered by committee	Good
Questionnaire	Gosport Ladies Bowling Club	Anglesey Gardens	Yes	Portsmouth & District / Gosport & Fareham	62	Increasing	10	Yes	Yes	By Nomination - not "strict"	Very Good
Questionnaire	Lee-on-Solent Bowling Club	Lee Recreation Ground	Yes	Portsmouth & District / Gosport & Fareham	135	Decreasing	-5	Yes	Yes	Applications and proposals from existing members	Good
Questionnaire	Rowner Bowling Club	Rowner Lane	Yes	Portsmouth & District / Gosport & Fareham	106	Decreasing	-10	Yes	Yes	Proposer and seconder and approval of committee	Good

**APPENDIX 9- TENNIS CLUB INFORMATION**

Information Source	Name of Club	Venues Used	Formal Teams?	Leagues Played in	Club Membership*	Increasing / Decreasing Membership?	Additional increase / decrease in members	Access to Changing Facilities / Pavilion?	Access to Social Area / Facilities?	Membership Policy / details	Rating of facilities used
Questionnaire	Alverstoke Tennis and Squash Club	Alverstoke Tennis and Squash Club	Yes	Portsmouth & District / Hamps & IOW	458	Decreasing	0	Yes	Yes	By application to the committee	Very Good
Questionnaire	Lee-on-Solent Tennis, Squash & Fitness Club	Lee-on-Solent Tennis, Squash & Fitness Club	Yes	Portsmouth & District / Hamps & IOW / National Leagues	1800	Static	0	Yes	Yes	Application Form - considered by committee	Very Good

\* club membership refers to total membership including tennis

## APPENDIX 9- HOCKEY DEMAND

Information Source	Questionnaire Returned?	Name of Club / Team	Home Venue	Venue Ownership	Age Group / Pitch Required	Team	Gender	League	Mid-Week	Sat Am	Sat Pm	Sun Am	Sun Pm
Questionnaire	Yes	Gosport Hockey Club - Senior Men 1st XI	St Vincent College	Hants CC	STP	Senior	M	Hampshire 1			1		
Questionnaire	Yes	Gosport Hockey Club - Senior Men 2nd XI	St Vincent College	Hants CC	STP	Senior	M	Snows Group Hants Div 5			1		
Questionnaire	Yes	Gosport Hockey Club - Senior Men 3rd XI	St Vincent College	Hants CC	STP	Senior	M	Snows Group Hants Div 8			1		
Questionnaire	Yes	Gosport Hockey Club - Senior Women 1st XI	St Vincent College	Hants CC	STP	Senior	F	Snows Group Hants Div 2			1		
Questionnaire	Yes	Gosport Hockey Club - Senior Women 2nd XI	St Vincent College	Hants CC	STP	Senior	F	Snows Group Hants Div 5			1		
		Gosport Hockey Club - Senior Womens 3rd X1	St Vincent College	Hants CC	STP	Senior	F	Snows Group Hants Div 6			1		
Questionnaire	Yes	Gosport Hockey Club - Junior Boys U16 1	St Vincent College	Hants CC	STP	Junior U16	M	Wessex Under 16 Div 2 North				1	
Questionnaire	Yes	Gosport Hockey Club - U14	St Vincent College	Hants CC	STP	Junior U16	M					1	
Questionnaire	Yes	Gosport Hockey Club - U10s	St Vincent College	Hants CC	STP	Junior U16	M					1	
Questionnaire	Yes	Gosport Hockey Club - Mini Micros U 8s	St Vincent College	Hants CC	STP	Junior U16	M				1		
<b>TOTALS</b>									<b>0</b>	<b>0</b>	<b>7</b>	<b>3</b>	<b>0</b>
									<b>0%</b>	<b>0%</b>	<b>70%</b>	<b>30%</b>	<b>0%</b>

### HOCKEY SUMMARY

Number of teams playing Midweek	0	Number of Junior Boys Teams	36%	4
Number of teams playing on a Saturday	7	Number of Junior Girls Teams	9%	1
Number of teams playing on a Sunday	3	Number of Senior Men Teams	27%	3
		Number of Senior Womens Teams	27%	3
<b>TOTAL NUMBER OF TEAMS DEMANDING A PITCH</b>	<b>10</b>		<b>100%</b>	<b>11</b>

## APPENDIX 9- RUGBY DEMAND

Source	Questionnaire Returned?	Name of Club / Team	Home Venue	Venue Ownership	Age Group / Pitch Required	Team	Gender	League	Mid-Week	Sat Am	Sat Pm	Sun Am	Sun Pm
Questionnaire	Yes	Gosport and Fareham RUFC - Under 7 Mini	Gosport Park	GBC	Mini	Mini U7	M	Friendlies				1	
Questionnaire	Yes	Gosport and Fareham RUFC - Under 8 Mini	Gosport Park	GBC	Mini	Mini U8	M	Friendlies				1	
Questionnaire	Yes	Gosport and Fareham RUFC - Under 9 Mini	Gosport Park	GBC	Mini	Mini U9	M	Friendlies				1	
Questionnaire	Yes	Gosport and Fareham RUFC - Under 10 Mini	Gosport Park	GBC	Mini	Mini U10	M	Friendlies				1	
Questionnaire	Yes	Gosport and Fareham RUFC - Under 11 Mini	Gosport Park	GBC	Mini	Mini U11	M	Friendlies				1	
Questionnaire	Yes	Gosport and Fareham RUFC - Under 12 Mini	Gosport Park	GBC	Mini	Mini U12	M	Friendlies				1	
Questionnaire	Yes	Gosport and Fareham RUFC - Under 13 Junior	Gosport Park	GBC	Junior	Junior U13	M	Friendlies				1	
Questionnaire	Yes	Gosport and Fareham RUFC - Under 14 Junior	Gosport Park	GBC	Junior	Junior U14	M	Friendlies				1	
Questionnaire	Yes	Gosport and Fareham RUFC - Under 15 Junior	Gosport Park	GBC	Junior	Junior U15	M	Friendlies				1	
Questionnaire		Gosport and Fareham RUFC - Under 15 Saxons	Gosport Park	GBC	Junior	Junior U15	M	Friendlies				1	
Questionnaire	Yes	Gosport and Fareham RUFC - Under 16 Junior	Gosport Park	GBC	Junior	Junior U16	M	Friendlies				1	
Questionnaire	Yes	Gosport and Fareham RUFC - Colts Gold	Gosport Park	GBC	Adult	Senior	M	Friendlies				1	
Questionnaire	Yes	Gosport and Fareham RUFC - Colts Blue	Gosport Park	GBC	Adult	Senior	M	Hants Colts Under 19				1	
Questionnaire	Yes	Gosport and Fareham RUFC - Veterans	Gosport Park	GBC	Adult	Senior	M	Friendlies			1		
Questionnaire	Yes	Gosport and Fareham RUFC - 1st XV	Gosport Park	GBC	Adult	Senior	M	London 2 South			1		
Questionnaire	Yes	Gosport and Fareham RUFC - 2nd XV	Gosport Park	GBC	Adult	Senior	M	Hants Merit 1			1		
Questionnaire	Yes	Gosport and Fareham RUFC - 3rd XV	Gosport Park	GBC	Adult	Senior	M	Hants Merit 2			1		
<b>TOTALS</b>									<b>0</b>	<b>0</b>	<b>4</b>	<b>13</b>	<b>0</b>
									<b>0%</b>	<b>0%</b>	<b>24%</b>	<b>76%</b>	<b>0%</b>

### RUGBY UNION SUMMARY

Number of teams playing Midweek	0	Number of Mini Rugby Teams	33%	6
Number of teams playing on a Saturday	4	Number of Junior Boys Teams	22%	4
Number of teams playing on a Sunday	13	Number of Junior Girls Teams	6%	1
		Number of Senior Men Teams	33%	6
		Number of Senior Womens Teams	6%	1
<b>TOTAL NUMBER OF TEAMS DEMANDING A PITCH</b>	<b>17</b>		<b>100%</b>	<b>18</b>



## DISCLAIMER

Forecasts and recommendation in any proposal, report or letter are made in good faith and on the basis of the information before the Company at the time. Their achievement must depend, among other things, on effective co-operation of the Client and the Client's staff. In any consequence, no statement in any proposal, report or letter is to be deemed to be in any circumstances a representation, undertaking, warranty or contractual condition.



strategic leisure



Strategic Leisure Limited  
The Whitehouse  
Greenalls Avenue  
Warrington  
WA4 6HL  
United Kingdom

Tel. 01925 438064  
Fax. 01925 438 065  
[www.strategicleisure.co.uk](http://www.strategicleisure.co.uk)